


# CONVENTION ON LONG-RANGE TRANSBOUNDARY AIR POLLUTION

UN/ECE INTERNATIONAL CO-OPERATIVE PROGRAMME  
ON EFFECTS ON MATERIALS, INCLUDING HISTORIC  
AND CULTURAL MONUMENTS



**Report No 75:**  
Environmental data report.  
October 2011 to December 2012

April 2014

---

PREPARED BY THE SUB-CENTRE



Norwegian Institute for Air Research  
Kjeller / Norway

---



**International Co-operative  
Programme on Materials,  
including Historic and  
Cultural Monuments**

**Trend exposure programme  
2011 – 2012**

**Environmental data report  
October 2011 to December 2012**

**Terje Grøntoft<sup>1)</sup> and Martin Ferm<sup>2)</sup>**

- 1) Norwegian Institute for Air Research
- 2) IVL Swedish Environmental Research Institute Ltd.



# Contents

|  | Page      |
|--|-----------|
| <b>Summary .....</b>   | <b>3</b>  |
| <b>1 Introduction .....</b>  | <b>5</b>  |
| <b>2 The measuring programme .....</b>   | <b>8</b>  |
| <b>3 Data from the monitoring test sites .....</b>   | <b>8</b>  |
| <b>4 Monthly mean concentrations.....</b>  | <b>8</b>  |
| <b>5 Calculation of monthly values.....</b>  | <b>9</b>  |
| <b>6 Results .....</b>   | <b>10</b> |
| <b>7 Regularity and quality of the reported data .....</b>   | <b>11</b> |
| 7.1 Review of reported data in the trend exposure programme, 2011 –<br>2012.....   | 11        |
| <b>8 Data for regression analyses.....</b>   | <b>13</b> |
| 8.1 The data base.....   | 13        |
| 8.2 The data distribution.....   | 13        |
| <b>9 Conclusions .....</b>   | <b>25</b> |
| <b>10 References .....</b>   | <b>25</b> |
| <b>Appendix A Monthly values for the test sites for the exposure period .....</b>  | <b>27</b> |
| <b>Appendix B Annual average values for the test sites for the exposure<br/>    period.....</b>  | <b>49</b> |
| <b>Appendix C Tri and four-monthly mean values for passive gas<br/>    sampling and particle deposition on IVL samplers in a position<br/>    sheltered from rain.....</b>   | <b>55</b> |
| <b>Appendix D Annual average values for particle deposition (pr. month)<br/>    and for concentrations of NO<sub>2</sub>, NH<sub>3</sub>, HNO<sub>3</sub>, O<sub>3</sub> SO<sub>2</sub>, HCOOH,<br/>    CH<sub>3</sub>COOH, HCl and HF (pr. year) measured with IVL samplers<br/>    for the exposure period .....</b> | <b>63</b> |
| <b>Appendix E Data availability .....</b>  | <b>67</b> |
| <b>Appendix F National contact centres.....</b>  | <b>71</b> |



## Summary

*This report presents the environmental measurements for the UN/ECE ICP Materials trend exposure programme, 2011-2012. All the data collected from the participating test sites are reported here. Interpretation of the data related to effects on the corrosion of materials including cultural heritage, is presented in other ICP reports. The UN/ECE international co-operative programme on effects on materials is an international project that measure and assess the corrosivity of the atmosphere. The corrosion of exposed sample materials and the air pollutants and climate are measured at stations mainly in Europe. Exposures have been ongoing in the programme since 1987, in different phases with long time continuous exposures (1987-1995), exposures connected to EU framework projects (2002-2003) and since 2005 with trend exposures and measurement of the environment every three years, also with longer duration exposure of some materials.*

The most recent material exposures and environmental sampling at all except seven stations started in October 2011. At the stations in Stockholm, Katowice and Vienna the exposure started in November 2011. At the four Italian stations the exposures started in December 2011. The exposures of carbon steel, weathering steel, zinc, copper, aluminium, limestone and modern glass, and the environmental sampling was going on for one year. For other samples of carbon steel, weathering steel, zinc, aluminium and limestone the exposures will continue for 4 and 7 (only weathering steel) years. The yearly average values for the environmental parameters have been calculated from the month when the exposures were started. For the Katowice station where the exposures were started late in the month, 20<sup>th</sup> October, the yearly average values were calculated from November 2011. However for the Riga station where the exposures were also started on 20<sup>th</sup> October, the yearly average values were calculated from October 2011, as environmental data for October 2012 were not reported from the station.

Monthly (and tri-/four-monthly) values and annual average values for the period are reported in two Appendixes, A and B, respectively. Appendix A gives the monthly data reported directly from the ICP Materials test sites and the tri-/four-monthly values for the same pollutant gases and for particle deposition measured with IVL passive samplers and analysed at IVL in Gothenburg, Sweden. Appendix B gives the annual average values for the data reported directly from the ICP Materials test sites, and for the same pollutant gases and for particle deposition measured with IVL passive samplers. Annex B also reports the start and end dates for the material exposures and the months included in the calculation of the annual averages for the environmental parameters. Appendix C and D give the original data from the IVL sampling. Appendix C gives the tri-/four-monthly mean values for particle deposition on IVL samplers in a position sheltered from rain and for passive gas sampling of pollutant gases. Appendix D gives the annual average values for the particle deposition and pollutant gases measured in a position sheltered from rain for the exposure period. Appendix E gives the data availability in % for the sampling performed.

A good database for dose-response evaluation, should have data with a wide range of values for the most important parameters. The 2011-2012 environmental data have a good spread in values for all important gases as well as for the most important meteorological parameters.



# **Trend exposure programme 2011 – 2012**

## **Environmental data report**

### **October 2011 to December 2012**

#### **1 Introduction**

Airborne acidifying pollutants are known to be one major cause for corrosion of different materials including the extensive damage that has been observed on historic and cultural monuments. In order to fill some important gaps of knowledge in this field the Executive Body for the Convention on Long-range Transboundary Air Pollution decided to launch an International Co-operative Programme on Effects of Air Pollution on Materials, including Historic and Cultural Monuments, ICP Materials. The programme was launched in 1985. Measurements have been running since September 1987 and has involved exposure of materials at more than 30 test sites in Europe and North America.

Exposures were running for eight years at 39 test sites in 14 countries from 1987 to 1995 (Henriksen et al., 1997). A second phase of the project started in 1997 with an adjusted number of test sites, 30, and participating countries, 19 (Henriksen and Arnesen, 2003, Henriksen and Arnesen, 2000). During the interim period 1995 to 1997 trend analysis for metal corrosion and exposure of the glass and polymeric materials continued. In 2002-2003 the ICP Materials programme was combined with exposures in the EU project MULTI-ASSESS (EVK4-CT-2001-00044) (Henriksen et al. 2004). In 2005-2006 and 2008-2009 annual trend exposures with analysis of corrosion of carbon steel, zinc and Portland limestone, and analysis of soiling of glass samples were carried out. In 2011-2012 new exposures started with carbon steel, weathering steel, zinc, copper, aluminium, limestone and modern glass, some of them to be exposed up to seven years. For every period of the trend exposures the environmental parameters are measured and reported. In 2005-2006, 22 stations in 13 European countries plus Canada participated. In 2008-2009, 24 stations in 14 European countries participated. In 2011-2012, 22 stations in 13 European countries participated. The Norwegian Institute for Air Research-NILU has been the sub-centre responsible for the environmental data collection, storing, evaluation and reporting during the whole programme. This report includes the environmental data reported from the 2011-2012 trend exposures.

The aim of the trend exposures, from 2005, is to follow the development of corrosion trends over time in Europe in the present situation with a changing pollution and climate situation. The aim of the programme has changed focus during the time past. In 1987 the focus was on the impact of SO<sub>2</sub> and climate. Later the programme was enlarged to perform a quantitative evaluation of the effect of NO<sub>x</sub> and other pollutants like ozone and sulphur in combination with climatic parameters, on the atmospheric corrosion of important materials. New parameters like HNO<sub>3</sub> and particulate matter were introduced in the EU-project MULTI-ASSESS, and the study was expanded from corrosion to include soiling.

In the new trend exposure programme from 2005, main indicator materials are exposed every third year and environmental parameters are collected.

The environmental data for the ICP Materials programme has been collected since September 1987. The environmental data from the trend exposures in 2005-2006 and 2008-2009 are reported in Grøntoft et al. (2011, 2007).

The programme has been and is organised with Sweden as lead country and the Swedish Corrosion Institute (SCI), - from 2005 named “the Corrosion and Metals Research Institute” (KIMAB), is serving as the Main Research Centre. Sub-centres in different countries have been appointed, each responsible for the provision and analysis of one or more materials. The present materials Sub-centres are:

**Structural metals:**

- Steel and zinc (Sub-centre responsible for evaluation: SVUOM Praha a.s., Prague, Czech Republic)
- Weathering steel (CENIM, Madrid, Spain)
- Zinc (EMPA Corrosion/Surface Protection, Dübendorf, Switzerland)
- Copper and aluminium (KIMAB, Stockholm, Sweden)

**Stone materials.** Portland limestone (Building Research Establishment Ltd., Department of Environment, Waterford, United Kingdom).

**Glass materials – soiling.** The Univeristy Paris XII (LISA)

The Norwegian Institute for Air Research is, and has been through the whole programme, the sub-centre for the environmental database.

Other sub-centres through the history of the exposure programs, non-active in 2011-2012, are:

**Paint coatings.** Steel with silicon alkyd paint (Norwegian Institute for Air Research, Kjeller, Norway).

**Glass materials.** Two types of glass M1 and M3 (Institute of Chemistry, Academy of Fine Arts, Vienna, Austria)

Sub-centres for concrete and more stone materials, some of which are operational within the present trend exposure programme (see above), were active in the MULTI-ASSESS project 2002:

**Stone and concrete materials:**

- Standard Portland concrete, Latvian limestone (Riga Technical University, Riga, Latvia).
- Portland limestone, Carrara marble, Calcareous Baumberger sandstone (Building Research Establishment Ltd., Department of Environment, Waterford, United Kingdom).
- Gotland sandstone (Swedish Corrosion Institute, Stockholm, Sweden).

**Soiling materials:**

- Synthetic polymeric materials (Middelsex University, GB)
- Modern Glass (LISA – Universite Paris XII, Paris, France)

The range of materials that has been and can be exposed and related scientific partners/contacts is large.

Corrosion of carbon steel, zinc and Portland limestone and soiling of modern glass were measured in the trend exposures of 2005/6, 2008/9. In addition corrosion of weathering steel, copper and aluminium was measured in in 2011/12. Simultaneously a range of environmental parameters was measured (Table 1 and Appendix A – B).

**Extended environmental analyses.** Passive HNO<sub>3</sub> and particle deposition measurement were introduced in the MULTI-ASSESS project (IVL Swedish Environmental Research, Gothenburg, Sweden), and are measured in the later trend exposure programme (2005/6, 2008/9 and 2011/12). In addition for the 2011-2012 period SO<sub>2</sub>, HCOOH, CH<sub>3</sub>COOH, HCl and HF gas (non-optional) NH<sub>3</sub>, NO<sub>2</sub> and O<sub>3</sub> (optional) were measured with IVL passive sampling methods.

A complete list of participants and national contact centres participating in the 2011–2012 trend exposure programme is given in Appendix F.

## 2 The measuring programme

The measuring programme for the trend exposures is given in Table 1

*Table 1: The environmental measurement programme for the ICP Materials trend exposures 2011 - 2012. "Standard parameters".*

| Components to be measured |   |  |
|---------------------------|---|--|
| Mandatory                 | Gas<br>Precipitation<br>Particulates<br>Climate | SO <sub>2</sub> , O <sub>3</sub> , NO <sub>2</sub> , HNO <sub>3</sub> (IVL),<br>mm, pH, SO <sub>4</sub> -S, NO <sub>3</sub> -N, Cl <sup>-</sup><br>Particle deposition (IVL)<br>Temperature, relative humidity |
| Optional                  | Precipitation<br>Particulates                   | Conductivity, NH <sub>4</sub> -N, Na <sup>+</sup> , Ca <sup>2+</sup> , Mg <sup>2+</sup> , K <sup>+</sup> ,<br>PM <sub>10</sub>   |

The measurements were partly performed with local equipment partly with passive samplers from IVL-Sweden (Ferm, 1999).

The data are reported to the environmental sub-centre as monthly mean values, except for mm precipitation, which is reported as the monthly sum. Tri-monthly mean values are reported for SO<sub>2</sub>, HNO<sub>3</sub> and particle deposition data collected on IVL passive samplers for all sites. In addition, to the standard parameters recurring in the trend exposures and listed in Table 1, for the 2011-12 period tri-monthly values from measurement with IVL passive samplers are reported for HCOOH, CH<sub>3</sub>COOH, HCl and HF gas (non-optional) NH<sub>3</sub> (optional), NO<sub>2</sub> and O<sub>3</sub> (depending on availability of local measurements).

The data are presented as monthly and annual average values for the project period.

The quality control of the reported data is the responsibility of the countries and partners that report the data. The environmental sub-centre will control the data reported for outliers and create the joint database. It will perform an evaluation of the data files and look for trends in the data set.

## 3 Data from the monitoring test sites

The data are sent to the environmental sub-centre as Excel data files by e-mail.

All data presented by the environmental sub-centre are given with the same accuracy as in the reporting forms agreed upon. For data series which include values "below the detection limit", these are, by convention, replaced with one half of the reported detection limits when calculating the mean values.

## 4 Monthly mean concentrations

The average monthly data reported for the test sites for the trend exposure, October 2011 to December 2012, are given in Appendix A. The calculated average annual data are given in Appendix B. The tri-/four-monthly values for

particles and gases measured with IVL samplers are given with the monthly values in Appendix A. The calculated average annual values for particles and pollutant gases are given in Appendix B. The complete IVL data are given in Appendix C and D. The participating countries are reporting data on a monthly basis. The particle deposition, HNO<sub>3</sub>, and additional sampling of the gases SO<sub>2</sub>, HCOOH, CH<sub>3</sub>COOH, HCl, HF and of NH<sub>3</sub>, NO<sub>2</sub> and O<sub>3</sub> is analysed and reported from IVL, Sweden.

## 5 Calculation of monthly values

For their own test sites the participants shall calculate the mean values in accordance with the following equations.

- Mean temperature (T<sub>M</sub>)

$$T_M = \frac{\sum_1^i T_i}{i} \quad (1)$$

*i = number of records*

T<sub>i</sub> = measured values

- Mean relative humidity (RH<sub>M</sub>)

$$RH_M = \frac{\sum_1^i RH_i}{i} \quad (2)$$

- Mean gas concentrations G<sub>M</sub>

$$G_M = \frac{\sum_1^i G_i}{i} \quad (3)$$

For some sites where complete information of the sampling period exists, another equation is used

$$G_M = \frac{\sum_1^i (n_i \cdot G_i)}{\sum_1^i n_i} \quad (4)$$

*n<sub>i</sub> = sampling period*

- Precipitation

$$mm = \sum_1^i mm_i \quad (5)$$

- Weighted mean pH (pH<sub>M</sub>)

$$pH_M = \div \log \frac{\sum_1^i [mm_i \cdot (10^{-pH_i})]}{\sum_1^i mm_i} \quad (6)$$

- Weighted mean values for cations, anions and conductivity ( $C_M$ )

$$C_M = \frac{\sum_1^i (mm_i \cdot C_i)}{\sum_1^i mm_i} \quad (7)$$

## 6 Results

For the trend exposures taking place from 2011 a selection of exposure sites was made. The list of test sites over time for the UN/ECE ICP Materials project is given in Table 2 (extended from SCI, 2005). The sites with a not yet finalised measuring period onwards from 1987 (no end year) were participating in the 2011/12 trend exposures.

Table 2: *List of test sites of UN/ECE ICP Materials exposure programme.*

| Test site no. | Test site name            | Country                     | Location           | Measuring period          |
|---------------|---------------------------|-----------------------------|--------------------|---------------------------|
| 1             | Prague                    | The Czech Republic          | Urban              | 1987→                     |
| 3             | Kopisty                   | "                           | Industry           | 1987→                     |
| 5             | Ähtäri                    | Finland                     | Rural              | 1987→ 2003                |
| 7             | Waldhof-Langenbrügge      | Federal Republic of Germany | Rural              | 1987→ 2003                |
| 9             | Langenfeld-Reusrath       | "                           | Rural              | 1987→ 2003                |
| 10            | Bottrop                   | "                           | Industry           | 1987→                     |
| 13            | Rome                      | Italy                       | Urban              | 1987→                     |
| 14            | Casaccia                  | "                           | Rural              | 1987→                     |
| 15            | Milan                     | "                           | Urban              | 1987→                     |
| 16            | Venice                    | "                           | Urban              | 1987→                     |
| 21            | Oslo                      | Norway                      | Urban              | 1987→                     |
| 23            | Birkenes                  | "                           | Rural              | 1987→                     |
| 24            | Stockholm South           | Sweden                      | Urban              | 1987→                     |
| 26            | Aspvreten                 | "                           | Rural              | 1987→                     |
| 27            | Lincoln Cathedral         | United Kingdom              | Urban              | 1987→ 2003,<br>2008→ 2009 |
| 31            | Madrid                    | Spain                       | Urban              | 1987→                     |
| 33            | Toledo                    | "                           | Rural              | 1987→                     |
| 34            | Moscow                    | Russia                      | Urban              | 1987→ 2003                |
| 35            | Lahemaa                   | Estonia                     | Rural              | 1987→ 2012                |
| 36            | Lisbon-Jeronimo Monastery | Portugal                    | Urban              | 1987→ 2003                |
| 37            | Dorset                    | Canada                      | Rural              | 1987→ 2006                |
| 40            | Paris                     | France                      | Urban              | 1997→                     |
| 41            | Berlin                    | Germany                     | Urban              | 1997→                     |
| 43            | Tel Aviv                  | Israel                      | Urban              | 1997→ 2001                |
| 44            | Svanvik                   | Norway                      | Rural, industry    | 1997→                     |
| 45            | Chaumont                  | Switzerland                 | Rural              | 1997→                     |
| 46            | London                    | United Kingdom              | Urban              | 1997→ 2003                |
| 47            | Los Angeles               | USA (CA)                    | Urban              | 1997→ 2003                |
| 49            | Antwerp                   | Belgium                     | Urban              | 1997→ 2003                |
| 50            | Katowice                  | Poland                      | Urban,<br>industry | 1999→                     |
| 51            | Athens                    | Greece                      | Urban,             | 2005→                     |
| 52            | Riga                      | Latvia                      | Urban,             | 2005→                     |
| 53            | Vienna"                   | Austria                     | Urban,             | 2008→                     |
| 54            | Sofia                     | Bulgaria                    | Urban,             | 2008→                     |
| 55            | St. Petersburg            | Russia                      | Urban              | 2011→                     |

## **7 Regularity and quality of the reported data**

The test sites represent areas from background level of pollutants to urban and industry levels. The background sites have historically had the best regularity for the data reported. Many of these sites belong to the EMEP monitoring programme and have long and good data records.

In urban and industrial areas it is generally more difficult to maintain sites. In programmes like ICP Materials with long exposure periods, it is sometime necessary to move a test site due to local problems like new use of the property. In some countries the funding of the environmental measurements was limited in periods. This is reflected in the selection of measurement stations for the trend exposures.

A brief review of the quality of the reported data for the different test sites are given in the following pages.

### **7.1 Review of reported data in the trend exposure programme, 2011 – 2012.**

#### **Optional data**

The reporting of data for kations in precipitation and for particle concentration, PM<sub>10</sub>, were optional in the programme. Full sets of monthly data for kations in precipitation are reported for sites 10, 21, 23, 31, 33, 40, 41, 44 and 45. Full sets of monthly PM<sub>10</sub> data are reported for sites 1, 3, 10, 23, 24 and 26 (based on annual averages), 31, 33, 41, 45, 50, 51, 53 and 55. The optional data for NH<sub>3</sub> gas is only reported from three sites (24, 26 and 45). The optional data for NO<sub>2</sub>, O<sub>3</sub> are reported from a number of sites, mainly those that don't have local measurements results for these parameters from the stations.

#### **Non optional data**

The non-optional IVL data (HNO<sub>3</sub>, SO<sub>2</sub>, HCOOH, CH<sub>3</sub>COOH, HCl and HF gas and deposition of particulate matter deposition) are reported from all sites, except from sites 15 and 54 (which only reports IVL data for Temperature, HNO<sub>3</sub>, and particulate matter deposition).

The IVL tri-monthly and annual average data for HNO<sub>3</sub> and particulate matter deposition, and for SO<sub>2</sub>, NO<sub>2</sub>, O<sub>3</sub>, where these were measured, are reported with the other station-data in Appendix A and B.

A review of the reporting of the mandatory data from the single countries and stations is given below.

#### **Sites 1 and 3 Czech Republic**

Sites 1 and 3 have almost complete sets of data. Only O<sub>3</sub> data is missing for October 2011 for station no. 1

**Sites 10 and 41 Germany**

Site 10 Bottrop has a complete data set for the period. Site 41 report all data except for H<sup>+</sup> which are missing for the whole period.

**Sites 13, 14, 15 and 16 Italy**

The Italian stations report nearly all data except the ions in precipitation which are missing for all the stations for the whole period. For station 14, Casaccia, the amount of precipitation is missing for March 2012. For station 13 the SO<sub>2</sub> data are IVL data. For station 15, Milan, the IVL-HNO<sub>3</sub> data are missing.

**Sites 21, 23 and 44 Norway**

The Norwegian stations 21 and 23 report all the data, except NO<sub>2</sub> for April and May 2012 for station 21. For station 21 the SO<sub>2</sub> and O<sub>3</sub> data are IVL data. Station 44, Svanvik, report all the data except temperature and RH for April, August and September 2012, and NO<sub>2</sub> for August 2012.

**Sites 24 and 26 Sweden**

The Swedish stations report all the annual data. The annual reported values for NO<sub>2</sub>, SO<sub>2</sub> and O<sub>3</sub> from local measurements are based original annual mean values for 2011 and 2012. IVL data for SO<sub>2</sub>, NO<sub>2</sub> and O<sub>3</sub> are also reported for station 24 and IVL data for NO<sub>2</sub> and O<sub>3</sub> for station 26.

**Sites 31 and 33 Spain**

The Spanish stations report all data except temperature and RH for station 31, Madrid, for December 2011.

**Site 40 France**

All the data are available for Site 40, Paris. The SO<sub>2</sub>, NO<sub>2</sub> and O<sub>3</sub> data are IVL data

**Site 45 Switzerland**

All the data are available for Site 45, Chaumont. IVL particle deposition data are missing for 2011.

**Site 50 Poland**

Site 50, Katowice, report all the data except the precipitation data. The IVL particle deposition data are missing for 2011 and from August to November 2012.

**Site 51 Greece**

Site 51, Athens, report all the data, except the ions in precipitation data.

**Site 52 Latvia**

Site 52, Riga, reports all the data except some IVL data. The SO<sub>2</sub>, NO<sub>2</sub> and O<sub>3</sub> data are IVL data. IVL data for O<sub>3</sub> from August to November 2012, and for particle deposition from May to July 2012, are missing.

**Site 53 Austria**

Site 53, Vienna, report all the data, except IVL data for HNO<sub>3</sub> which are missing from November to January 2011/12 and from August until October 2012.



**Site 54 Bulgaria**

Site 54, Sofia, only reports IVL data for temperature, HNO<sub>3</sub> and particle deposition. For these parameters data are missing from August to October 2012 and also for particle deposition for February and March 2012.

**8 Data for regression analyses****8.1 The data base**

For regression analyses the database for material damage for one year has to be correlated with the environmental database for the same period (Appendix B).

**8.2 The data distribution**

It is important for the evaluation of the dose-response correlation for the environmental impact on the materials that there is as large spread as possible in the concentrations of the most important pollution parameters. In the following figures the ranked distributions of the yearly mean values for the climate and pollution parameters, for the exposure year 2011-2012, are given. The diamonds represent values for measurements with the local station equipment, whereas the squares represent values from measurements with IVL passive samplers.

In Figure 1 the spread in the  $\text{SO}_2$  concentrations for the year (2011-2012) is shown. The numbering of the sites is in accordance with Table 2.

The values measured with IVL samplers range from  $12.4 \mu\text{g}/\text{m}^3$  in Kopisty down to  $0.2 \mu\text{g}/\text{m}^3$  for Birkenes. The distribution is uneven with most of the values, 18 stations, below  $4.2 \mu\text{g}/\text{m}^3$ , and then four stations ranging from  $4.3 \mu\text{g}/\text{m}^3$  (locally measured value; 7.4) to  $12.4 \mu\text{g}/\text{m}^3$  (locally measured value; 19). The value for Katowice, no. 50, which was the highest for both in 2005-2006 ( $36.1 \mu\text{g}/\text{m}^3$ ) and 2008-2009 ( $15.3 \mu\text{g}/\text{m}^3$ ) is now  $10.0 \mu\text{g}/\text{m}^3$ . The distribution of the values for 2011-2012 is slightly lower than for the period 2008–2009 indicating that the sulphur emission affecting many locations in Europe are still being reduced.

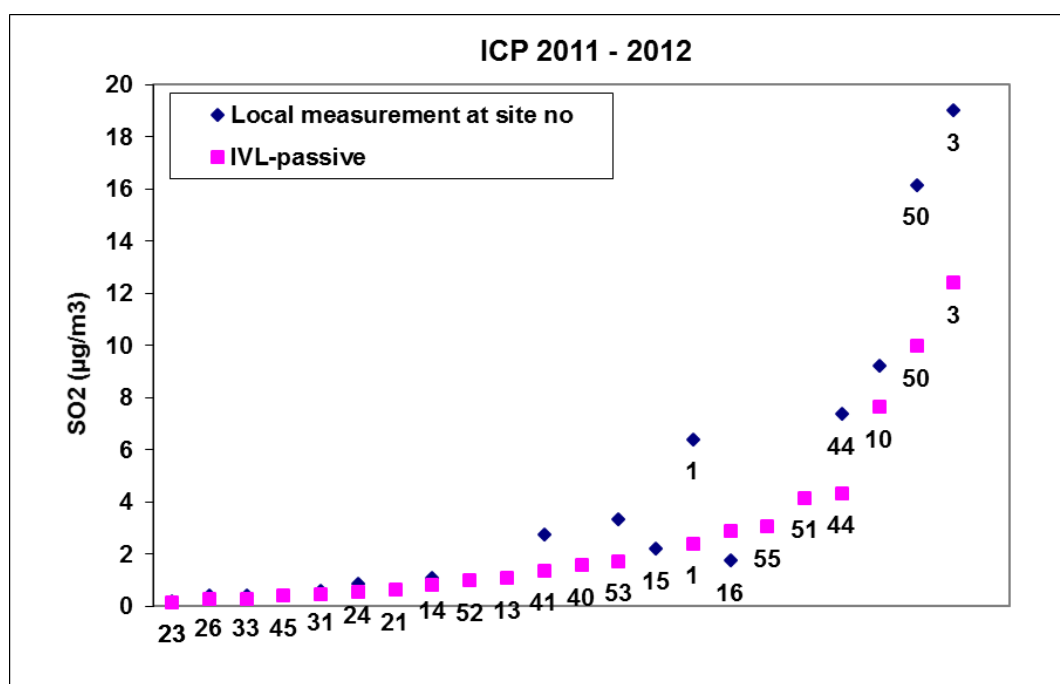


Figure 1: The spread in the yearly mean  $\text{SO}_2$  concentrations at the test sites for the test period in ICP Materials.

The difference in the results for the local site and IVL measurements at stations 1, 3 and 50 may be due to the different measurement methods used. The local site measurements were performed by deposition on a flat plate sampler without a defined diffusion length. The IVL measurements were performed with a passive sampler with a defined constant diffusion length (Ferm, 1999).

In Figure 2 the spread in the  $\text{NO}_2$  concentrations for the test period year is shown.

The values range from  $63.3 \mu\text{g}/\text{m}^3$  for Rome down to  $1.3 \mu\text{g}/\text{m}^3$  for Birkenes and Svanvik. The distribution is fairly good, but somewhat more uneven than in 2008-2009. There were no measurements for the location with the highest value in 2008-2009, Sofia. The values for Rome were  $46.1 \mu\text{g}/\text{m}^3$  in 2008-2009 and  $28.7 \mu\text{g}/\text{m}^3$  in 2005-2006, indicating an increasing trend. Several of the low values represent EMEP rural background sites.

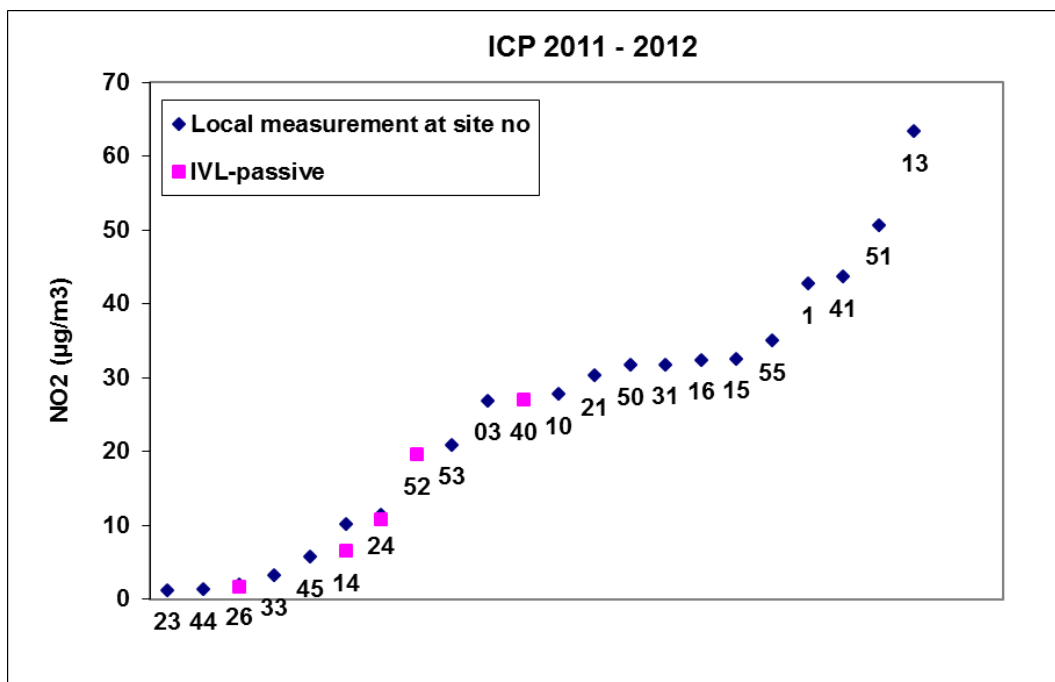


Figure 2: The spread in the yearly mean  $\text{NO}_2$  concentrations at the test sites for the test period in ICP Materials.

In Figure 3 the spread in the  $O_3$  concentrations for the test period is shown.

The values range from  $84.8 \mu\text{g}/\text{m}^3$  in Cassaccia to  $24.7 \mu\text{g}/\text{m}^3$  for Athens. The Athens station is an urban traffic station where consumption of  $O_3$  due to NO emission is expected. The values for Cassaccia were  $42 \mu\text{g}/\text{m}^3$  in 2008-2009 and  $51 \mu\text{g}/\text{m}^3$  in 2005-2006. The reason for difference is, however, unknown.

The distribution is quite good but slightly uneven between  $\sim 50$  and  $80 \mu\text{g}/\text{m}^3$  with three stations (45, 33 and 14) at high values from  $80.1$  to  $84.8 \mu\text{g}/\text{m}^3$ . The low values are mostly observed in the big cities and highest values in the south or alpine area.

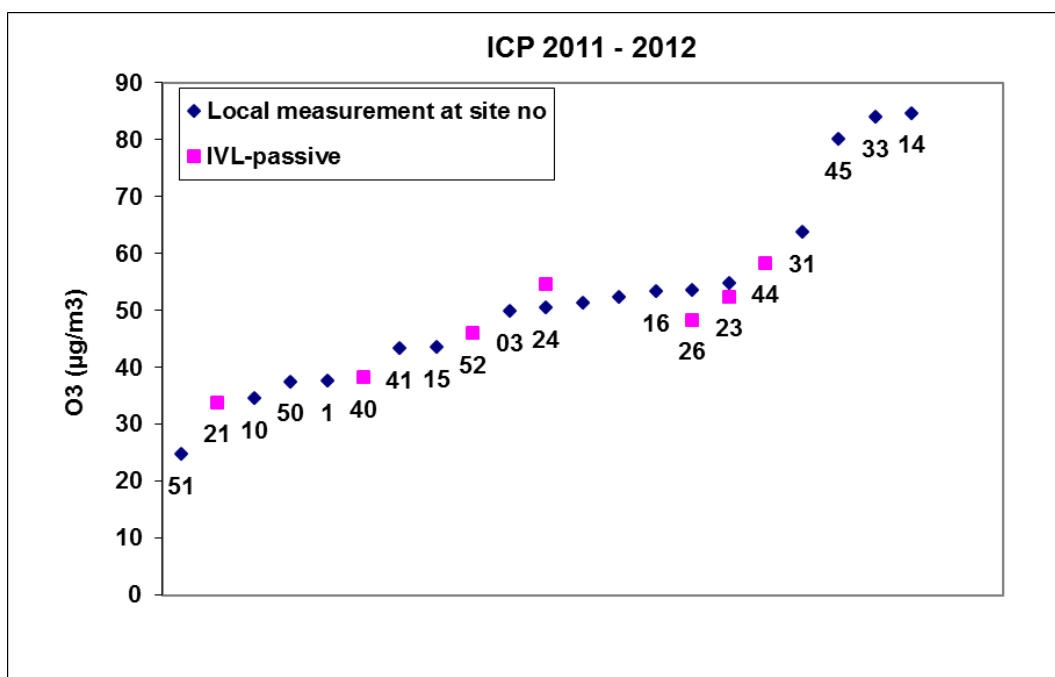


Figure 3: The spread in the measured yearly mean values for  $O_3$  concentrations at the test sites for the test period in ICP Materials.

In Figure 4 the spread for  $\text{HNO}_3$  concentrations, measured by IVL samplers, and in addition a separate location measurement at station no. 23, are shown. The figure shows yearly average values from tri-monthly sampling in a position sheltered from rain. Only three of the four Italian stations (no. 13-16) reported  $\text{HNO}_3$  results and are thus included. The last tri-monthly period is missing in the result for Sofia (no. 54). The values range from  $1.1 \mu\text{g}/\text{m}^3$  in Venice (no. 16) and Athens (no. 51) down to  $0.07 \mu\text{g}/\text{m}^3$  for Svanvik (no. 44). The spread is good and similar to the 2008-2009 and 2005-2006 periods, but with a fewer higher values than in 2008-2009.

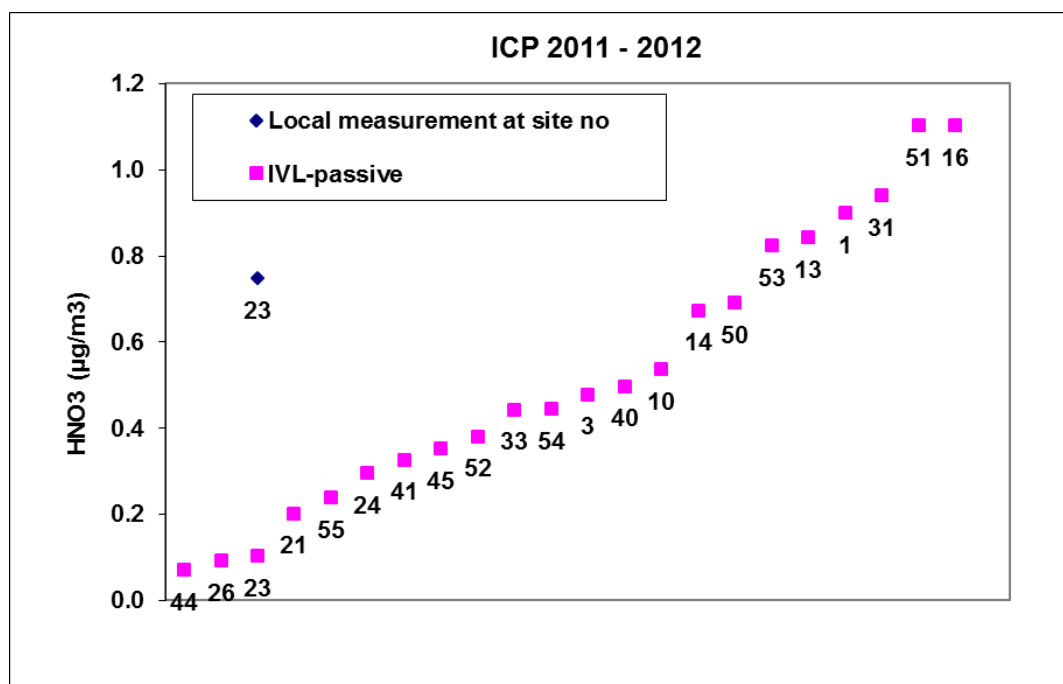


Figure 4: The spread in the measured yearly mean  $\text{HNO}_3$  values for the test sites for the test period for ICP Materials.

In Figure 5 the spread for pH in the test period is shown. The pH values range from 6.32 for the Madrid station down to 4.82 in Prague. The highest values are observed in cities in southern and central Europe, the low values at northern and the Czech stations. There is a striking decrease in the pH for the Czech stations in 2011-2012 (no.1, Prague: 4.8, no.3, Kopisty: 5.0) as compared to 2008-2009 (Prague: 6.1, Kopisty: 6.0) and 2005-2006 (Prague: 5.7, Kopisty: 5.9). The spread is good but slightly less than for the 2008-2009 period.

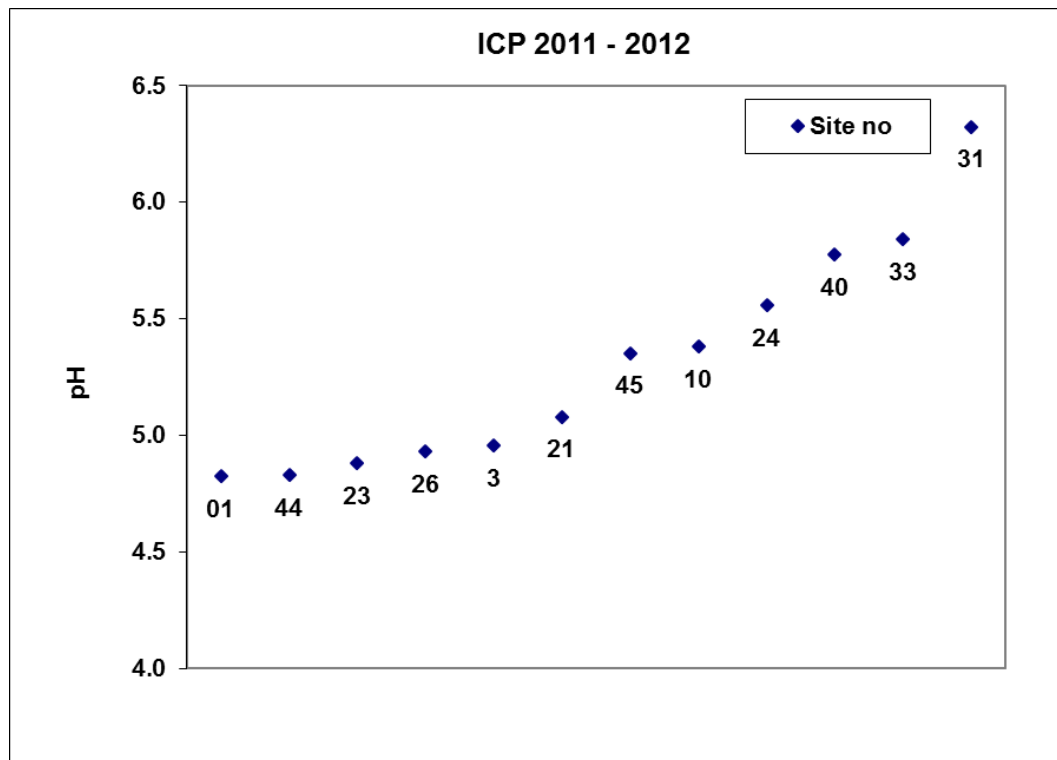


Figure 5: The spread in the measured yearly mean pH values at the test sites for the test period in ICP Materials.

In Figure 6 the spread for temperature in the test period is shown. The yearly average temperature ranges from 18.5°C in Athens down to -0.5°C for the Svanvik station. The temperature database covers the spread expected to be found over most of Europe.

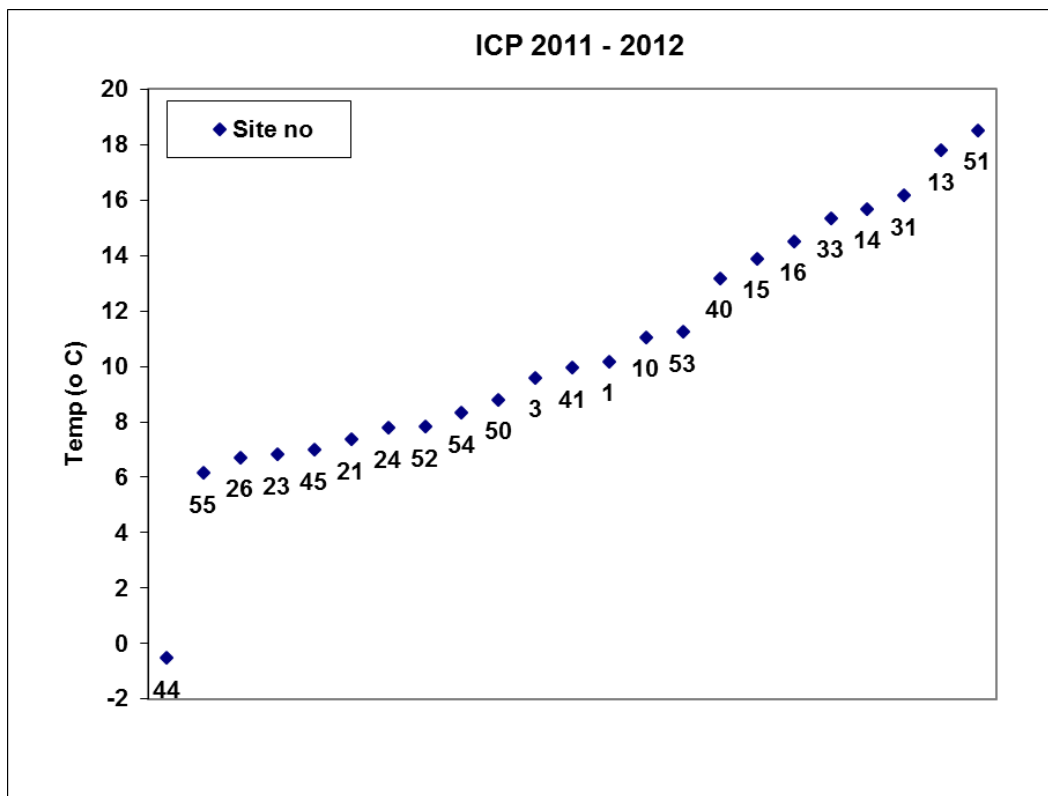


Figure 6: The spread in the measured yearly mean values for temperature at the test sites for the test period for ICP Materials.

In Figure 7 the spread for relative humidity in the test period is shown. The yearly average RH ranges from 86 % in Aspvreten down to 42 % for the Madrid station. The spread is quite good and the RH database covers the spread expected to be found over Europe.

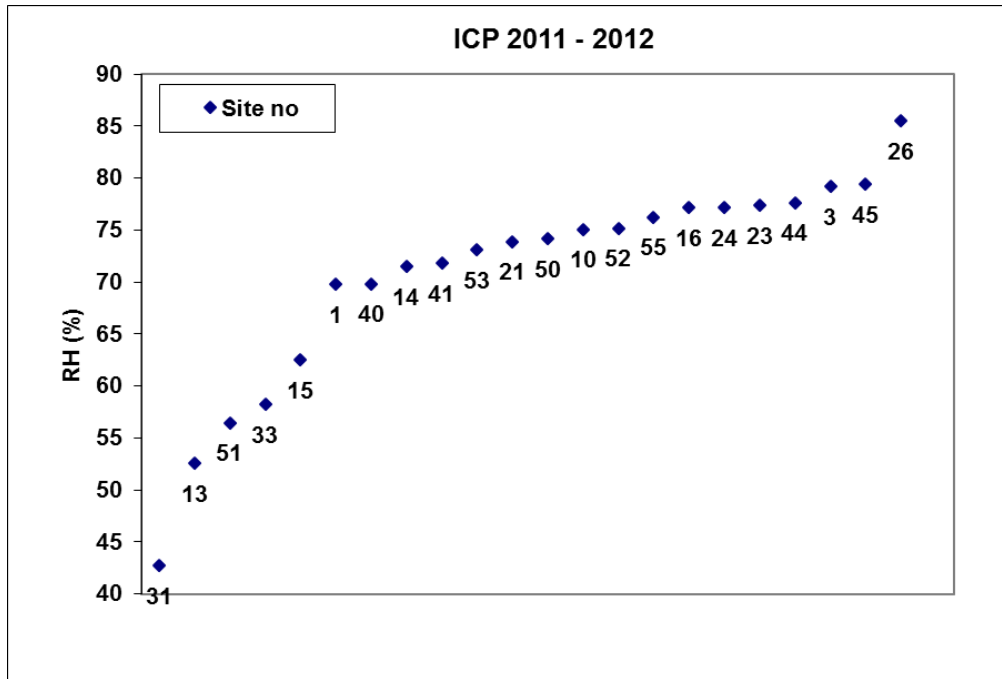


Figure 7: The spread in the measured yearly mean values for relative humidity at the test sites for the test period for ICP Materials.



In Figure 8 the spread for mm precipitation in the test period is shown. The spread is from 1543.8 mm at Birkenes (no. 23) down to 283 mm in Madrid (no. 31). The spread is good but with considerably higher values for two stations, Birkenes and then Chaumont. It is expected that stations on the European west coast can have considerably higher average yearly precipitation amount, but this area is not well represented.

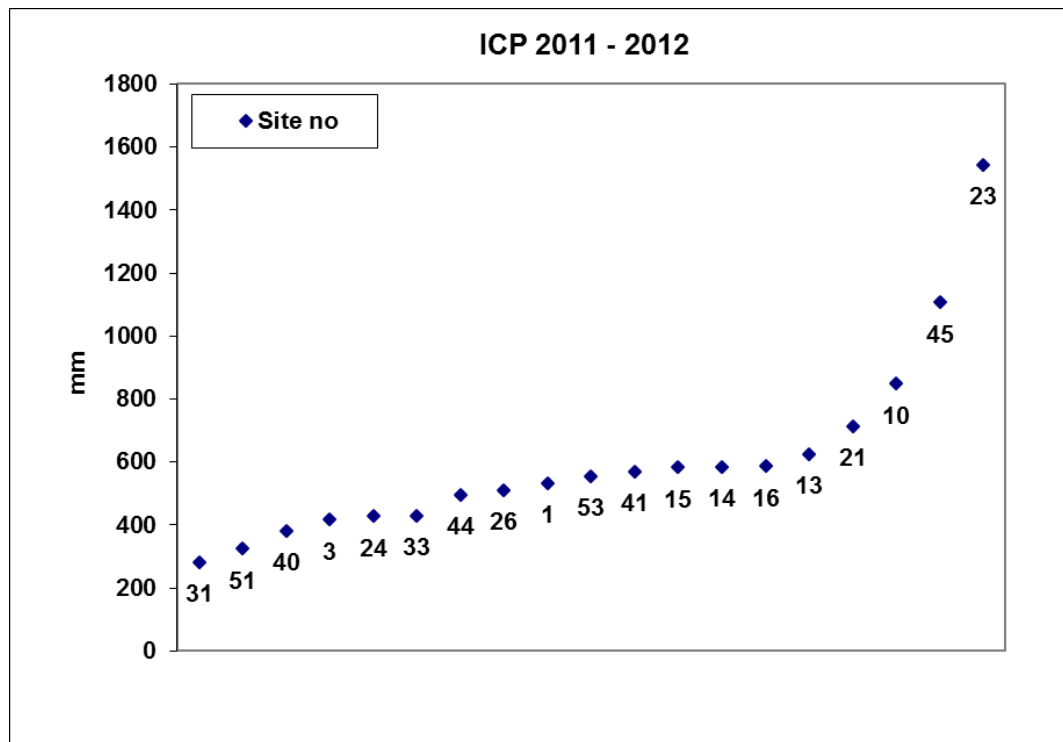


Figure 8: The spread in the measured yearly values for the total precipitation amount at the test sites for the test period for ICP Materials.

Figure 9 gives the yearly annual results from the measurements of particles. Values are shown for PM<sub>10</sub> ( $\mu\text{g}/\text{m}^3$ ) from local measurements at the stations and for yearly averages of particle deposition ( $\mu\text{g}/\text{cm}^2\text{month}$ ) from tri- and four (Italian stations)-monthly sampling by using of IVL passive particle deposition samplers exposed in a situation shielded from rain. From the station in St. Petersburg (55), Chaumont (45), Madrid (31) and Prague (1) the annual average is taken from three measured of four periods. For the stations of Katowice (50) and Sofia (54) the annual average is taken from two measured of four periods.

The PM<sub>10</sub> values range from 57.8  $\mu\text{g}/\text{m}^3$  in Katowice to 7.1  $\mu\text{g}/\text{m}^3$  at Aspvreten. The particle deposition values range from 82  $\mu\text{g}/\text{cm}^2\text{month}$  in Berlin to 4.0  $\mu\text{g}/\text{cm}^2\text{month}$  in Aspvreten. The spread is good except one station, Berlin, with much higher particle deposition. The range in the deposition is lower than in 2008-2009, excepting Berlin. The station which measured the highest value in 2008-2009, Athens. No. 51 (94.3  $\mu\text{g}/\text{cm}^2\text{month}$ ), measured a lower value of 23.6  $\mu\text{g}/\text{cm}^2\text{month}$  in 2011-2012.

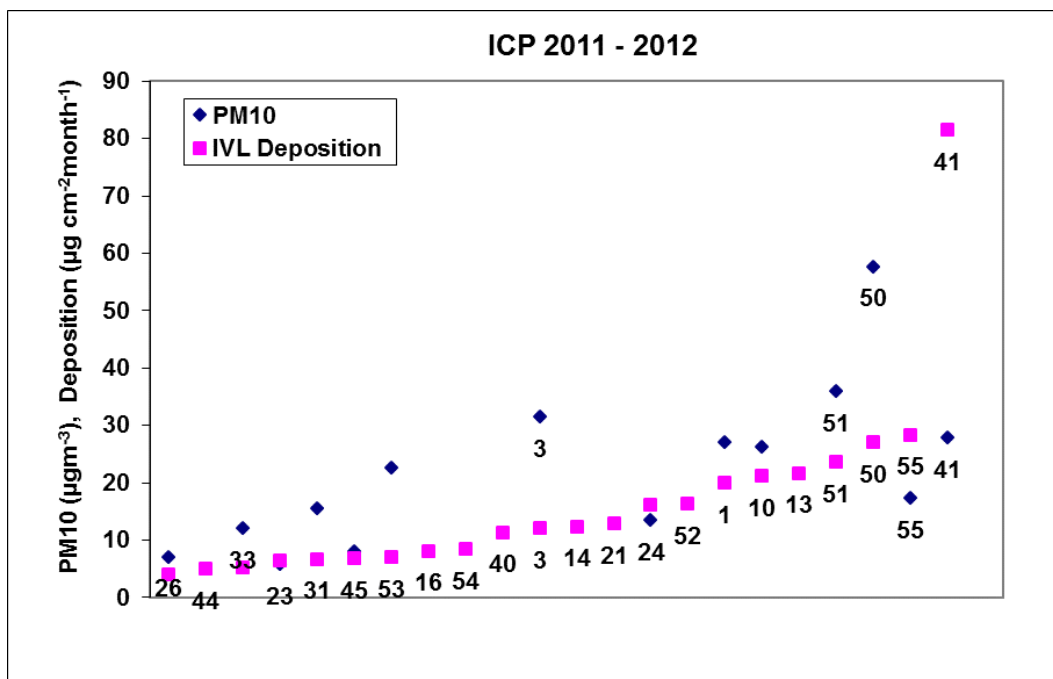


Figure 9: The spread in the measured yearly mean values for PM<sub>10</sub>-concentration (blue diamonds) and particle deposition (red squares) and at the test sites for the test period for ICP Materials.

Caution should be used in the interpretation of the optionally sampled PM<sub>10</sub> data as the distance from the sampling station to the exposure site for the materials and other environmental measurements is unspecified. Some information about the locations for the PM<sub>10</sub> measurements is available in Tidblad and Gordon (2012).

The Figures 10 to 14 show the spread in the concentration values measured for the gases NH<sub>3</sub>, HCOOH, CH<sub>3</sub>COOH, HCL and HF, respectively, with IVL passive samplers.

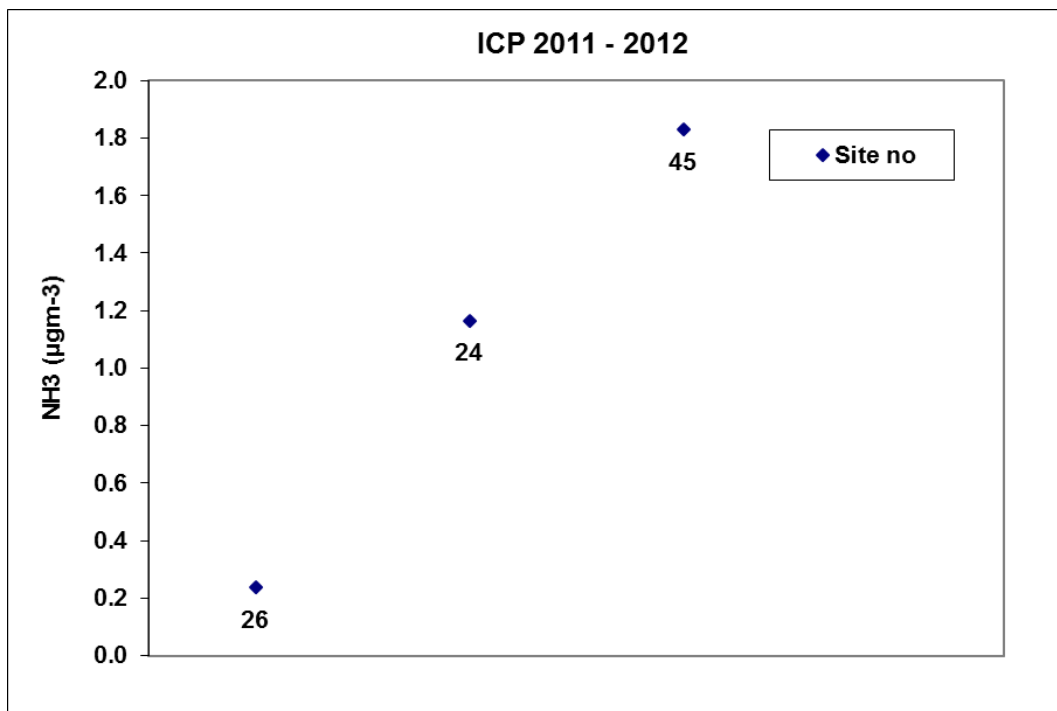


Figure 10: The spread in the measured yearly mean values for NH<sub>3</sub> concentration at the test sites for the test period for ICP Materials.

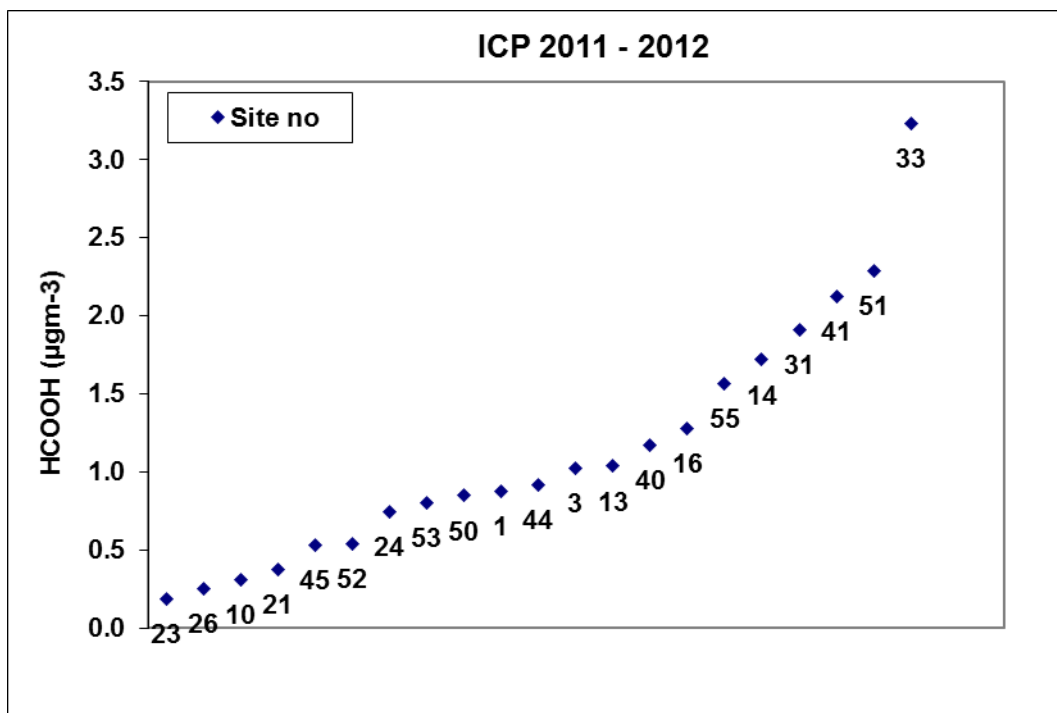


Figure 11: The spread in the measured yearly mean values for HCOOH concentration at the test sites for the test period for ICP Materials.

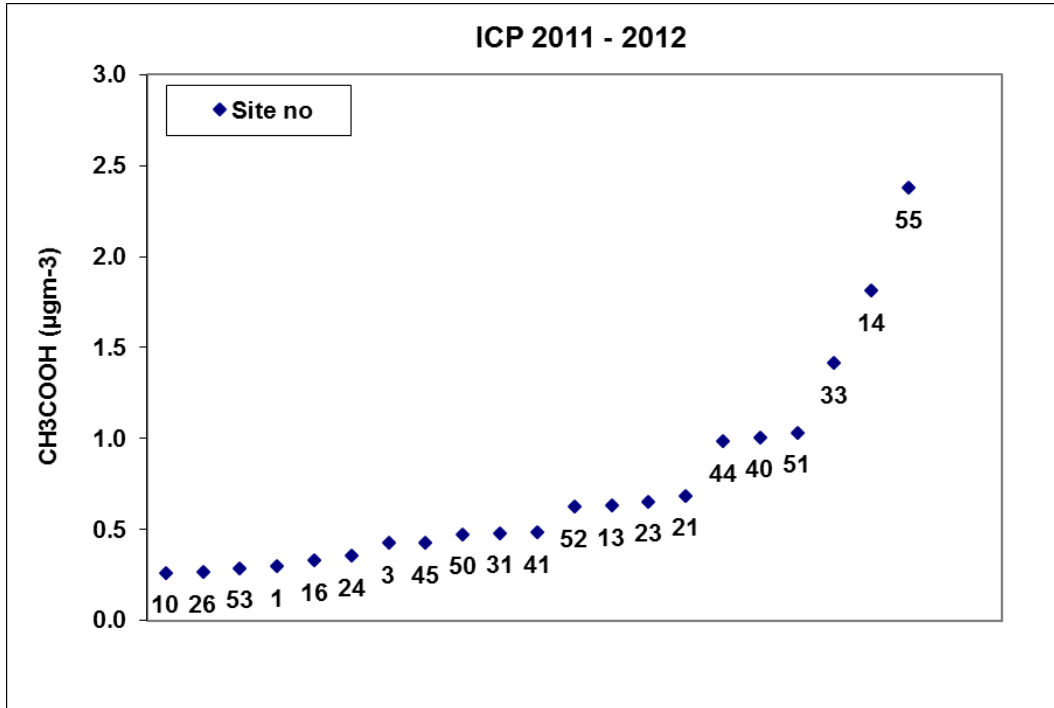


Figure 12: The spread in the measured yearly mean values for CH<sub>3</sub>COOH concentration at the test sites for the test period for ICP Materials.

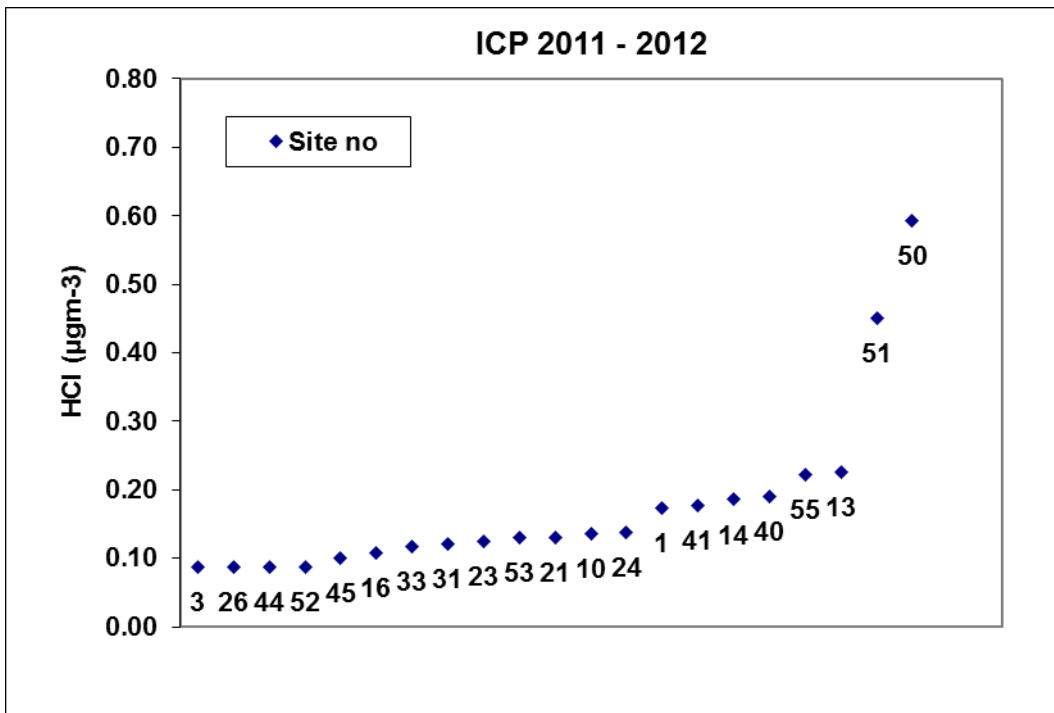


Figure 13: The spread in the measured yearly mean values for HCL concentration at the test sites for the test period for ICP Materials.

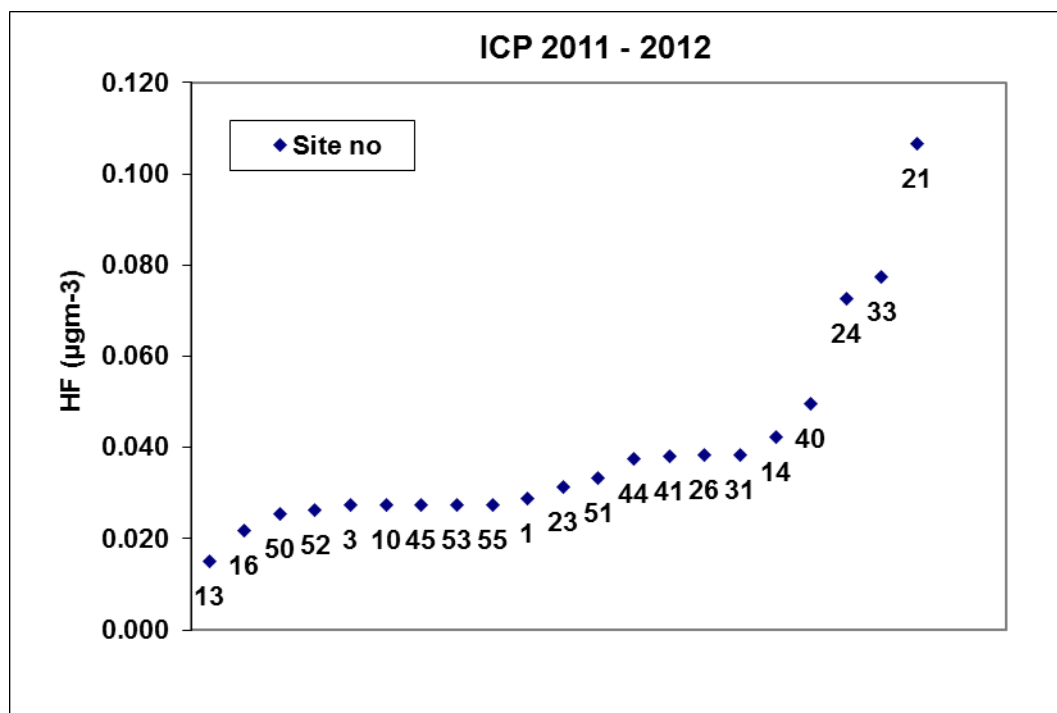


Figure 14: The spread in the measured yearly mean values for HF concentration at the test sites for the test period for ICP Materials.

## 9 Conclusions

The database obtained during the trend exposure period 2011-2012 has comparable regularity and quality as for the previous years of the ICP Materials programme. Sites belonging to the national surveillance programmes and EMEP have the best regularity. Some of the urban sites have a lower regularity.

The irregularity is highest for the precipitation measurements. Precipitation quality is often not measured and is missing from ten of the stations.

Except for the precipitation quality data the data coverage is good with only few values missing. The spread in the data for the different environmental parameters is sufficient for statistical dose response analyses. The number of sites included in statistical treatment can be changed depending of the selection of parameters for the analyses.

## 10 References

- Ferm, M. (1999) A sensitive diffusional sampler. Göteborg, Swedish Environmental Research Institute (IVL Report B-1020).
- Grøntoft, T., Arnesen, K. and Ferm, M. (2011) International co-operative programme on materials, including historic and cultural monuments. Trend exposure programme 2008 – 2009. Environmental data report October 2008 to December 2009. Report No. 67. Kjeller (NILU OR 23/2011).

- Grøntoft, T., Arnesen, K. and Ferm, M. (2007) International co-operative programme on materials, including historic and cultural monuments. Trend exposure programme 2005 – 2006. Environmental data report. Report No. 52. Kjeller (NILU OR 26/2007).
- Henriksen, J.F., Arnesen, K. and Ferm, M. (2004) International co-operative programme on materials, including historic and cultural monuments and contract EVK4-CT-2001-00044 MULTI-ASSESS. Environmental data report. Report No. 50. Kjeller (NILU OR 73/2004).
- Henriksen, J.F. and Arnesen, K. (2003) International co-operative programme on materials, including historic and cultural monuments. Final environmental data report November 1997 to October 2001. Report no. 41. Kjeller (NILU OR 39/2003).
- Henriksen, J.F. and Arnesen, K. (2000) International co-operative programme on effects on materials, including historic and cultural monuments. Report no. 34. Environmental data report, September 1995 to October 1998. Kjeller (NILU OR 15/2000).
- Henriksen, J.F., Dahlback, A., Arnesen, K., Elvedal, U. and Rode, A. (1997) International co-operative programme on effects on materials, including historic and cultural monuments. Report no. 21. Final environmental data report, September 1987 to August 1995. Kjeller (NILU OR 39/97).
- SCI (2005) UN/ECE International co-operative programme on effects on materials, including historic and cultural monuments. Technical manual for the trend exposure programme. Draft. Stockholm, Swedish Corrosion Institute.
- Tidblad, J. and Gordon, A. (2012) International co-operative programme on materials, including historic and cultural monuments. Report no. 69. Technical manual for the trend exposure programme 2011-2012. Kista, Swerea KIMAB AB.

## **Appendix A**

### **Monthly values for the test sites for the exposure period**





Table A.1: Mandatory data including measurement with IVL samplers. The time for mounting and demounting of the IVL samplers are noted. Empty cells indicate that values are not available (n.a.) Measured zero values are reported as “0”.

|          |        | Mandatory |      |              |    |                   |   |                   |   |                   |  |                   |  |        |     |       |           |        |  |   |  |
|----------|--------|-----------|------|--------------|----|-------------------|---|-------------------|---|-------------------|--|-------------------|--|--------|-----|-------|-----------|--------|--|---|--|
| Sampling |        | Climate   |      |              |    |                   |   |                   |   |                   |  | Precipitation     |  |        |     |       | Particles |        |  |   |  |
| Site no  | Period |           | Temp | IVL-<br>Temp | RH | SO2               | IVL-<br>passive<br>SO2 (Tri-<br>or four-<br>monthly<br>value put<br>in for last<br>month) | NO2               | IVL-<br>passive<br>NO2 (Tri-<br>or four-<br>monthly<br>value put<br>in for last<br>month) | O3                | IVL-<br>passive<br>O3 (Tri-<br>or four-<br>monthly<br>value put<br>in for last<br>month) | HNO3              | IVL-<br>passive<br>HNO3 (Tri-<br>or four-<br>monthly<br>value put<br>in for last<br>month) | Amount | H+  | SO42- | NO3-      | Cl-    | IVL-passive<br>sampler<br>Particle<br>deposition (Tri-<br>or four-<br>monthly value<br>put in for last<br>month) | Date for mounting<br>of IVL passive<br>samplers | Date for demounting of<br>IVL passive samplers |
|          | Year   | Month     | °C   | °C           | %  | µg/m <sup>3</sup> | µg/m <sup>3</sup>   | µg/m <sup>2</sup> | µg/m <sup>3</sup>   | µg/m <sup>3</sup> | µg/m <sup>3</sup>  | µg/m <sup>3</sup> | µg/m <sup>3</sup>  | mm     | pH  | mgS/l | mgN/l     | mgCl/l | µg/cm <sup>2</sup> month   |   |  |
| 01       | 2011   | 10        | 9.2  |              | 79 | 3.4               |   | 28.6              |   |                   |  |                   |  | 43     | 6.1 | 3.8   | 8.5       | 15.0   |  |   |  |
| 01       | 2011   | 11        | 3.5  |              | 85 | 6.7               |   | 44.8              |   | 11                |  |                   |  | 0.6    |     |       |           |        |  |   |  |
| 01       | 2011   | 12        | 3.9  |              | 77 | 1.1               |   | 37.2              |   | 26                |  |                   |  | 34.1   | 4.9 | 5.6   | 21.1      | 16.7   |  |   |  |
| 01       | 2012   | 1         | 1.9  |              | 75 | 10.1              | 2.1   | 33.0              |   | 30                |  |                   |  | 43.2   | 3.8 | 2.5   | 25.4      | 14.1   |  |   | SO2: 20.01.2012 12:00                          |
| 01       | 2012   | 2         | -3.4 | 1            | 72 | 12.2              |   | 46.6              |   | 25                |  | 0.2               |  | 14.3   | 4.9 | 10.1  | 27.5      | 24.1   | 6  | 18.10.2011 11:15                                | 14.02.2012 12:00                               |
| 01       | 2012   | 3         | 7.4  |              | 63 | 8.4               |   | 50.1              |   | 33                |  |                   |  | 9.4    | 5.4 | 19.0  | 19.7      | 20.8   |  |   |  |
| 01       | 2012   | 4         | 9.9  |              | 60 | 9.6               |   | 39.9              |   | 49                |  |                   |  | 36.5   | 6.7 | 3.9   | 10.8      | 10.7   |  |   |  |
| 01       | 2012   | 5         | 16.4 | 5            | 58 | 6.0               | 3.9   | 33.9              |   | 59                |  | 0.8               |  | 72.0   | 7.3 | 18.9  | 12.4      | 15.5   |  | 20.01.2012 12:00                                | 15.05.2012 12:00                               |
| 01       | 2012   | 6         | 18.7 |              | 65 | 1.8               |   | 36.0              |   | 53                |  |                   |  | 67.6   | 5.4 | 4.3   | 20.4      | 12.5   |  |   |  |
| 01       | 2012   | 7         | 19.7 |              | 68 | 5.3               |   | 46.0              |   | 50                |  |                   |  | 97.5   | 6.1 | 4.0   | 5.8       | 12.0   |  |   |  |
| 01       | 2012   | 8         | 20.4 | 12           | 62 | 7.9               | 1.6   | 49.2              |   | 50                |  | 1.5               |  | 72.4   | 6.0 | 5.4   | 8.5       | 11.5   | 15   | 15.05.2012 12:00                                | 15.08.2012 12:00                               |
| 01       | 2012   | 9         | 14.7 |              | 73 | 4.5               |   | 67.2              |   | 29                |  |                   |  | 43.5   | 5.9 | 5.1   | 7.7       | 11.5   |  |   |  |
| 01       | 2012   | 10        | 8.4  |              | 82 | 6.5               | 2.1   | 84.5              |   | 18                |  | 1.2               |  | 42.2   | 6.4 | 3.3   | 6.6       | 11.5   | 55   | 15.08.2012 12:00                                | 13.10.2012 12:00                               |

| Site no | Year | Month | Temp (°C) | IVL-Temp (°C) | RH (%) | SO2 (µg/m3) | IVL-SO2 (µg/m3) | NO2 (µg/m3) | IVL-NO2 (µg/m3) | O3 (µg/m3) | IVL-O3 (µg/m3) | HNO3 (µg/m3) | IVL-HNO3 (µg/m3) | Prec. (mm) | pH   | SO42- (mgS/l) | NO3- (mgN/l) | Cl- (mgCl/l) | IVL-Particle depositon (µg/cm2mont) | Date for mounting of IVL passive samplers | Date for demounting of IVL passive samplers |
|---------|------|-------|-----------|---------------|--------|-------------|-----------------|-------------|-----------------|------------|----------------|--------------|------------------|------------|------|---------------|--------------|--------------|-------------------------------------|---|---|
| 03      | 2011 | 10    | 8.7       |               | 86     | 16.6        |                 | 44.4        |                 | 59         |                |              |                  | 14.5       | 4.8  | 11.1          | 7.6          | 15.5         |                                     |   |   |
| 03      | 2011 | 11    | 3.3       |               | 94     | 17.5        |                 | 33.8        |                 | 16         |                |              |                  | 0.5        | 4.6  | 473.3         | 56.0         | 102.4        |                                     |   |   |
| 03      | 2011 | 12    | 3.0       |               | 88     | 13.8        |                 | 30.9        |                 | 34         |                |              |                  | 3.1        | 5.6  | 5.1           | 5.8          | 13.2         |                                     |   |   |
| 03      | 2012 | 1     | 2.0       | 0             | 82     | 18.2        | 10.6            | 32.3        |                 | 44         |                | 0.2          | 53.8             | 5.7        | 4.3  | 6.5           | 11.7         | 6            | 6                                   | 19.10.2011 12:00                          | 20.01.2012 12:00                            |
| 03      | 2012 | 2     | -3.0      |               | 78     | 24.7        |                 | 24.8        |                 | 37         |                |              | 16.1             | 4.5        | 9.1  | 11.4          | 12.3         |              |                                     |   |   |
| 03      | 2012 | 3     | 6.5       |               | 74     | 25.3        |                 | 29.8        |                 | 46         |                |              | 6.7              | 4.7        | 24.7 | 15.8          | 14.5         |              |                                     |   |   |
| 03      | 2012 | 4     | 9.6       |               | 68     | 19.6        |                 | 27.5        |                 | 65         |                |              | 24.5             | 5.8        | 11.5 | 14.7          | 10.8         |              |                                     |   |   |
| 03      | 2012 | 5     | 15.7      | 5             | 67     | 15.5        | 13.5            | 23.5        |                 | 72         |                | 0.5          | 37.8             | 4.2        | 14.2 | 19.6          | 11.9         | 14           | 14                                  | 20.01.2012 12:00                          | 09.05.2012 12:00                            |
| 03      | 2012 | 6     | 17.8      |               | 74     | 14.9        |                 | 14.9        |                 | 64         |                |              | 53.5             | 5.6        | 11.0 | 22.3          | 11.6         |              |                                     |   |   |
| 03      | 2012 | 7     | 18.9      |               | 80     | 15.5        |                 | 23.5        |                 | 61         |                |              | 110.9            | 5.2        | 6.6  | 18.0          | 11.5         |              |                                     |   |   |
| 03      | 2012 | 8     | 19.1      | 12            | 76     | 14.9        | 12.7            | 14.9        |                 | 59         |                | 0.7          | 68.3             | 7.5        | 3.0  | 7.3           | 14.4         | 15           | 15                                  | 09.05.2012 12:00                          | 10.08.2012 12:00                            |
| 03      | 2012 | 9     | 13.7      |               | 83     | 31.7        |                 | 23.1        |                 | 42         |                |              | 27.1             | 4.9        | 2.1  | 7.3           | 8.9          |              |                                     |   |   |
| 03      | 2012 | 10    | 7.8       |               | 87     | 10.3        | 13.0            | 21.6        |                 | 27         |                |              | 25.3             | 4.6        | 4.9  | 8.0           | 12.9         | 12           | 12                                  | 10.08.2012 12:00                          | 22.10.2012 12:00                            |
| 10      | 2011 | 10    | 11.3      |               | 83     | 10.0        |                 | 29.0        |                 | 19         |                |              | 78.10            | 5.5        | 10.2 | 4.9           | 4.4          |              |                                     |   |   |
| 10      | 2011 | 11    | 7.5       |               | 82     | 11.0        |                 | 35.0        |                 | 8          |                |              | 3.7              | 5.2        | 2.4  | 0.6           | 0.7          |              |                                     |   |   |
| 10      | 2011 | 12    | 6.2       |               | 82     | 18.0        |                 | 28.0        |                 | 28         |                |              | 130.3            | 4.8        | 13.1 | 6.4           | 10.0         |              |                                     |   |   |
| 10      | 2012 | 1     | 4.5       | 8             | 81     | 11.0        | 10.2            | 31.0        |                 | 26         |                | 0.3          | 127.9            | 5.8        | 0.8  | 0.4           | 5.8          | 20           | 20                                  | 04.10.2011 10:48                          | 04.01.2012 16:00                            |
| 10      | 2012 | 2     | 0.6       |               | 75     | 5.0         |                 | 34.0        |                 | 22         |                |              | 23.2             | 6.1        | 3.0  | 1.6           | 4.1          |              |                                     |   |   |
| 10      | 2012 | 3     | 9.2       |               | 71     | 10.0        |                 | 30.0        |                 | 32         |                |              | 16.7             | 5.9        | 1.0  | 0.5           | 0.6          |              |                                     |   |   |
| 10      | 2012 | 4     | 9.5       | 10            | 70     | 15.0        | 5.9             | 25.0        |                 | 50         |                | 0.2          | 63.2             | 5.7        | 1.7  | 1.2           | 1.0          | 30           | 30                                  | 04.01.2012 16:00                          | 11.04.2012 20:00                            |
| 10      | 2012 | 5     | 15.6      |               | 67     | 5.0         |                 | 23.0        |                 | 57         |                |              | 70.3             | 6.1        | 1.3  | 1.2           | 1.1          |              |                                     |   |   |
| 10      | 2012 | 6     | 15.9      |               | 74     | 11.0        |                 | 22.0        |                 | 46         |                |              | 107              | 5.7        | 0.9  | 0.6           | 0.6          |              |                                     |   |   |
| 10      | 2012 | 7     | 18.2      | 13            | 72     | 5.0         | 7.5             | 22.0        |                 | 50         |                | 0.8          | 140.7            | 5.5        | 0.9  | 0.4           | 0.5          | 18           | 18                                  | 11.04.2012 20:00                          | 11.07.2012 20:30                            |
| 10      | 2012 | 8     | 19.9      |               | 68     | 5.0         |                 | 25.0        |                 | 49         |                |              | 41.1             | 6.1        | 1.0  | 0.8           | 0.7          |              |                                     |   |   |
| 10      | 2012 | 9     | 14.3      |               | 77     | 5.0         |                 | 29.0        |                 | 28         |                |              | 47.2             | 5.6        | 1.4  | 0.7           | 1.9          |              |                                     |   |   |
| 10      | 2012 | 10    | 10.7      | 15            | 80     | 12.0        | 7.1             | 29.0        |                 | 21         |                | 0.9          | 78.2             | 5.1        | 0.8  | 0.3           | 1.0          | 15           | 15                                  | 11.07.2012 20:30                          | 07.10.2012 16:00                            |
| 10      | 2012 | 11    | 7.3       |               | 83     | 11.0        |                 | 34.0        |                 | 17         |                |              | 32.8             | 5.8        | 1.2  | 0.5           | 1.5          |              |                                     |   |   |

| Site no | Year | Month | Temp (°C) | IVL-Temp (°C) | RH (%) | SO2 (µg/m3) | IVL-SO2 (µg/m3) | NO2 (µg/m3) | IVL-NO2 (µg/m3) | O3 (µg/m3) | IVL-O3 (µg/m3) | HNO3 (µg/m3) | IVL-HNO3 (µg/m3) | Prec. (mm) | pH | SO42- (mgS/l) | NO3- (mgN/l) | Cl- (mgCl/l) | IVL-Particle depositon (µg/cm2mont) | Date for mounting of IVL passive samplers | Date for demounting of IVL passive samplers |  |
|---------|------|-------|-----------|---------------|--------|-------------|-----------------|-------------|-----------------|------------|----------------|--------------|------------------|------------|----|---------------|--------------|--------------|-------------------------------------|---|---|--|
| 13      | 2011 | 12    | 9.4       |               | 56     |             |                 | 78.0        |                 | 25         |                |              |                  | 36.8       |    |               |              |              |                                     |   |   |  |
| 13      | 2012 | 1     | 6.7       |               | 51     |             |                 | 85.0        |                 | 14         |                |              |                  | 108.6      |    |               |              |              |                                     |   |   |  |
| 13      | 2012 | 2     | 15.0      |               | 58     |             |                 | 68.0        |                 | 36         |                |              |                  | 4.4        |    |               |              |              |                                     |   |   |  |
| 13      | 2012 | 3     | 15.9      |               | 43     |             |                 | 71.0        |                 | 56         |                |              |                  | 75.6       |    |               |              |              |                                     |   |   |  |
| 13      | 2012 | 4     | 19.0      | 13            | 54     |             | 1.3             | 54.0        |                 | 67         |                |              | 0.5              | 73.4       |    |               |              |              | 20                                  | Assumed:                                  |   |  |
| 13      | 2012 | 5     | 25.4      |               | 48     |             |                 | 58.0        |                 | 72         |                |              |                  | 0.2        |    |               |              |              |                                     |   |   |  |
| 13      | 2012 | 6     | 27.7      |               | 37     |             |                 | 58.0        |                 | 73         |                |              |                  | 6          |    |               |              |              |                                     |   |   |  |
| 13      | 2012 | 7     | 28.1      | 23            | 37     |             | 1.1             | 58.0        |                 | 73         |                |              | 1.2              | 23.6       |    |               |              |              | 30                                  | 05.04.2012 10:50                          | 10.07.2012 10:15                            |  |
| 13      | 2012 | 8     | 22.7      |               | 42     |             |                 | 51.0        |                 | 81         |                |              |                  | 66.6       |    |               |              |              |                                     |   |   |  |
| 13      | 2012 | 9     | 19.3      |               | 61     |             |                 | 52.0        |                 | 53         |                |              |                  | 86.4       |    |               |              |              |                                     |   |   |  |
| 13      | 2012 | 10    | 15.2      |               | 68     |             |                 | 62.0        |                 | 38         |                |              |                  | 67.2       |    |               |              |              |                                     |   |   |  |
| 13      | 2012 | 11    | 9.2       |               | 76     |             |                 | 65.0        |                 | 28         |                |              |                  | 76.6       |    |               |              |              |                                     |   |   |  |
| 13      | 2012 | 12    | 7.2       | 25            | 69     |             | 0.8             | 61.0        |                 | 23         |                |              | 0.9              | 97.4       |    |               |              |              | 18                                  | 10.07.2012 10:15                          | 04.12.2012 10:30                            |  |
| Site no | Year | Month | Temp (°C) | IVL-Temp (°C) | RH (%) | SO2 (µg/m3) | IVL-SO2 (µg/m3) | NO2 (µg/m3) | IVL-NO2 (µg/m3) | O3 (µg/m3) | IVL-O3 (µg/m3) | HNO3 (µg/m3) | IVL-HNO3 (µg/m3) | Prec. (mm) | pH | SO42- (mgS/l) | NO3- (mgN/l) | Cl- (mgCl/l) | IVL-Particle depositon (µg/cm2mont) | Date for mounting of IVL passive samplers | Date for demounting of IVL passive samplers |  |
| 14      | 2011 | 12    | 7.0       |               | 75     | 1.0         |                 | 11.0        |                 | 63         |                |              |                  | 84         |    |               |              |              |                                     |   |   |  |
| 14      | 2012 | 1     | 7.0       |               | 69     | 1.0         |                 | 14.0        |                 | 62         |                |              |                  | 20.8       |    |               |              |              |                                     |   |   |  |
| 14      | 2012 | 2     | 4.0       |               | 74     | 2.0         |                 | 10.0        |                 | 78         |                |              |                  | 39         |    |               |              |              |                                     |   |   |  |
| 14      | 2012 | 3     | 12.3      |               | 67     | 1.0         |                 | 10.0        |                 | 94         |                |              |                  |            |    |               |              |              |                                     |   |   |  |
| 14      | 2012 | 4     | 13.3      |               | 79     | 1.0         | 1.0             | 10.0        | 9.8             | 93         |                |              | 0.4              | 56.4       |    |               |              |              | 9                                   | 25.11.2011 10:30                          | 04.04.2012 11:00                            |  |
| 14      | 2012 | 5     | 17.0      |               | 71     | 1.0         |                 | 8.0         |                 | 101        |                |              |                  | 70.4       |    |               |              |              |                                     |   |   |  |
| 14      | 2012 | 6     | 23.5      |               | 61     | 1.0         |                 | 11.0        |                 | 101        |                |              |                  | 2          |    |               |              |              |                                     |   |   |  |
| 14      | 2012 | 7     | 26.1      |               | 58     | 1.0         | 0.8             | 9.0         | 4.0             | 101        |                |              | 0.6              | 1.6        |    |               |              |              | 20                                  | 04.04.2012 11:00                          | 04.07.2012 14:00                            |  |
| 14      | 2012 | 8     | 26.6      |               | 59     | 1.0         |                 | 9.0         |                 | 107        |                |              |                  | 0          |    |               |              |              |                                     |   |   |  |
| 14      | 2012 | 9     | 21.1      |               | 76     | 1.0         |                 | 8.0         |                 | 86         |                |              |                  | 10.8       |    |               |              |              |                                     |   |   |  |
| 14      | 2012 | 10    | 17.0      |               | 84     | 1.0         |                 | 11.0        |                 | 73         |                |              |                  | 169.8      |    |               |              |              |                                     |   |   |  |
| 14      | 2012 | 11    | 13.3      |               | 85     | 1.0         |                 | 12.0        |                 | 58         |                |              |                  | 130.2      |    |               |              |              |                                     |   |   |  |
| 14      | 2012 | 12    | 7.3       |               | 80     | 1.0         | 0.7             | 12.0        | 5.8             | 65         |                |              | 1.0              | 82         |    |               |              |              | 11                                  | 04.07.2012 14:00                          | 05.12.2012 10:30                            |  |

| Site no | Year | Month | Temp (°C) | IVL-Temp (°C) | RH (%) | SO2 (µg/m3) | IVL-SO2 (µg/m3) | NO2 (µg/m3) | IVL-NO2 (µg/m3) | O3 (µg/m3) | IVL-O3 (µg/m3) | HNO3 (µg/m3) | IVL-HNO3 (µg/m3) | Prec. (mm) | pH | SO42- (mgS/l) | NO3- (mgN/l) | Cl- (mgCl/l) | IVL-Particle depositon (µg/cm2mont) | Date for mounting of IVL passive samplers | Date for demounting of IVL passive samplers |
|---------|------|-------|-----------|---------------|--------|-------------|-----------------|-------------|-----------------|------------|----------------|--------------|------------------|------------|----|---------------|--------------|--------------|-------------------------------------|---|---|
| 15      | 2011 | 12    | 5.5       |               | 69     | 4.1         |                 | 62.8        |                 | 4          |                |              |                  | 4.2        |    |               |              |              |                                     |   |   |
| 15      | 2012 | 1     | 3.7       |               | 66     | 3.6         |                 | 50.6        |                 | 9          |                |              |                  | 17.6       |    |               |              |              |                                     |   |   |
| 15      | 2012 | 2     | 1.9       |               | 61     | 4.7         |                 | 55.9        |                 | 18         |                |              |                  | 10.2       |    |               |              |              |                                     |   |   |
| 15      | 2012 | 3     | 12.1      |               | 52     | 2.8         |                 | 39.9        |                 | 37         |                |              |                  | 11.8       |    |               |              |              |                                     |   |   |
| 15      | 2012 | 4     | 11.6      |               | 70     | 0.9         |                 | 20.0        |                 | 49         |                |              |                  | 101.2      |    |               |              |              |                                     |   |   |
| 15      | 2012 | 5     | 16.7      |               | 59     | 0.9         |                 | 16.6        |                 | 70         |                |              |                  | 84.8       |    |               |              |              |                                     |   |   |
| 15      | 2012 | 6     | 21.8      |               | 57     | 1.0         |                 | 13.4        |                 | 80         |                |              |                  | 77.8       |    |               |              |              |                                     |   |   |
| 15      | 2012 | 7     | 23.4      |               | 52     | 1.3         |                 | 11.5        |                 | 86         |                |              |                  | 25.0       |    |               |              |              |                                     |   |   |
| 15      | 2012 | 8     | 25.3      |               | 49     | 1.2         |                 | 19.4        |                 | 93         |                |              |                  | 20.8       |    |               |              |              |                                     |   |   |
| 15      | 2012 | 9     | 19.8      |               | 64     | 0.9         |                 | 30.1        |                 | 49         |                |              |                  | 84.2       |    |               |              |              |                                     |   |   |
| 15      | 2012 | 10    | 14.8      |               | 75     | 2.4         |                 | 33.9        |                 | 21         |                |              |                  | 42.4       |    |               |              |              |                                     |   |   |
| 15      | 2012 | 11    | 10.3      |               | 78     | 3.0         |                 | 37.0        |                 | 7          |                |              |                  | 103.0      |    |               |              |              |                                     |   |   |
| 15      | 2012 | 12    | 4.3       |               | 65     | 4.7         |                 | 44.6        |                 | 8          |                |              |                  | 4.8        |    |               |              |              |                                     |   |   |
| Site no | Year | Month | Temp (°C) | IVL-Temp (°C) | RH (%) | SO2 (µg/m3) | IVL-SO2 (µg/m3) | NO2 (µg/m3) | IVL-NO2 (µg/m3) | O3 (µg/m3) | IVL-O3 (µg/m3) | HNO3 (µg/m3) | IVL-HNO3 (µg/m3) | Prec. (mm) | pH | SO42- (mgS/l) | NO3- (mgN/l) | Cl- (mgCl/l) | IVL-Particle depositon (µg/cm2mont) | Date for mounting of IVL passive samplers | Date for demounting of IVL passive samplers |
| 16      | 2011 | 12    | 5.8       |               | 85     | 2.0         |                 | 62.0        |                 | 6          |                |              |                  | 27         |    |               |              |              |                                     |   |   |
| 16      | 2012 | 1     | 2.9       |               | 82     | 3.0         |                 | 58.0        |                 | 11         |                |              |                  | 4          |    |               |              |              |                                     |   |   |
| 16      | 2012 | 2     | 2.8       |               | 71     | 2.0         |                 | 45.0        |                 | 30         |                |              |                  | 27.8       |    |               |              |              |                                     |   |   |
| 16      | 2012 | 3     | 11.9      |               | 72     | 2.0         |                 | 38.0        |                 | 52         |                |              |                  | 2.4        |    |               |              |              |                                     |   |   |
| 16      | 2012 | 4     | 12.7      | 8             | 79     | 1.0         | 2.2             | 19.0        |                 | 73         |                |              | 0.4              | 81.6       |    |               |              |              | 6                                   | 01.12.2011 11:00                          | 04.04.2012 15:30                            |
| 16      | 2012 | 5     | 18.2      |               | 73     | 2.0         |                 | 20.0        |                 | 86         |                |              |                  | 72.2       |    |               |              |              |                                     |   |   |
| 16      | 2012 | 6     | 23.1      |               | 75     | 2.0         |                 | 17.0        |                 | 94         |                |              |                  | 29.4       |    |               |              |              |                                     |   |   |
| 16      | 2012 | 7     | 25.1      | 21            | 71     | 2.0         | 4.0             | 22.0        |                 | 94         |                |              | 1.6              | 12         |    |               |              |              | 11                                  | 04.04.2012 15:30                          | 04.07.2012 12:00                            |
| 16      | 2012 | 8     | 25.4      |               | 71     | 2.0         |                 | 18.0        |                 | 96         |                |              |                  | 19.6       |    |               |              |              |                                     |   |   |
| 16      | 2012 | 9     | 20.3      |               | 77     | 1.0         |                 | 25.0        |                 | 54         |                |              |                  | 126        |    |               |              |              |                                     |   |   |
| 16      | 2012 | 10    | 15.1      |               | 84     | 1.0         |                 | 27.0        |                 | 33         |                |              |                  | 110        |    |               |              |              |                                     |   |   |
| 16      | 2012 | 11    | 11.0      |               | 86     | 1.0         |                 | 38.0        |                 | 12         |                |              |                  | 76         |    |               |              |              |                                     |   |   |
| 16      | 2012 | 12    | 3.3       | 22            | 87     | 2.0         | 2.4             | 52.0        |                 | 4          |                |              | 1.3              | 44.6       |    |               |              |              | 8                                   | 04.07.2012 12:00                          | 13.12.2012 10:00                            |

| Site no | Year | Month | Temp (°C) | IVL-Temp (°C) | RH (%) | SO2 (µg/m3) | IVL-SO2 (µg/m3) | NO2 (µg/m3) | IVL-NO2 (µg/m3) | O3 (µg/m3) | IVL-O3 (µg/m3) | HNO3 (µg/m3) | IVL-HNO3 (µg/m3) | Prec. (mm) | pH  | SO42- (mgS/l) | NO3- (mgN/l) | Cl- (mgCl/l) | IVL-Particle depositon (µg/cm2mont) | Date for mounting of IVL passive samplers | Date for demounting of IVL passive samplers |
|---------|------|-------|-----------|---------------|--------|-------------|-----------------|-------------|-----------------|------------|----------------|--------------|------------------|------------|-----|---------------|--------------|--------------|-------------------------------------|---|---|
| 21      | 2011 | 10    | 7.6       |               | 81     |             |                 | 36.0        |                 |            |                |              |                  | 33.9       | 5.0 | 0.6           | 0.7          | 2.5          |                                     |   |   |
| 21      | 2011 | 11    | 4.6       |               | 88     |             |                 | 36.0        |                 |            |                |              |                  | 17.59      | 5.1 | 1.6           | 1.6          | 5.7          |                                     |   |   |
| 21      | 2011 | 12    | 0.8       |               | 82     |             |                 | 40.4        |                 |            |                |              |                  | 68.67      | 5.3 | 0.4           | 0.3          | 4.7          |                                     |   |   |
| 21      | 2012 | 1     | -2.4      | 5             | 82     |             | 0.7             | 38.6        |                 |            | 19             |              | 0.1              | 24.09      | 5.4 | 0.3           | 0.3          | 4.2          | 16                                  | 06.10.2011 13:00                          | 02.01.2012 13:30                            |
| 21      | 2012 | 2     | -2.2      |               | 77     |             |                 | 50.7        |                 |            |                |              |                  | 4.77       | 5.4 | 2.1           | 1.7          | 30.7         |                                     |   |   |
| 21      | 2012 | 3     | 5.6       |               | 63     |             |                 | 28.2        |                 |            |                |              |                  | 6.185      | 5.9 | 3.0           | 2.1          | 31.3         |                                     |   |   |
| 21      | 2012 | 4     | 4.9       | 1             | 63     |             | 0.8             |             |                 |            | 30             |              | 0.1              | 64.54      | 5.6 | 0.4           | 0.6          | 0.6          | 17                                  | 02.01.2012 13:30                          | 02.04.2012 13:20                            |
| 21      | 2012 | 5     | 12.3      |               | 59     |             |                 |             |                 |            |                |              |                  | 60.32      | 5.7 | 0.4           | 0.4          | 0.5          |                                     |   |   |
| 21      | 2012 | 6     | 13.7      |               | 67     |             |                 | 21.1        |                 |            |                |              |                  | 114.8      | 5.0 | 0.3           | 0.3          | 0.9          |                                     | SO2 missing                               |   |
| 21      | 2012 | 7     | 16.4      | 10            | 75     |             |                 | 16.8        |                 |            | 55             |              | 0.4              | 153.3      | 4.9 | 0.2           | 0.2          | 0.3          | 16                                  | 02.04.2012 13:30                          | 02.07.2012 13:00                            |
| 21      | 2012 | 8     | 16.1      |               | 76     |             |                 | 18.1        |                 |            |                |              |                  | 84.7       | 4.7 | 0.3           | 0.4          | 0.4          |                                     |   |   |
| 21      | 2012 | 9     | 11.1      |               | 74     |             |                 | 17.3        |                 |            |                |              |                  | 81.8       | 5.7 | 0.1           | 0.0          | 0.6          |                                     |   |   |
| 21      | 2012 | 10    |           | 13            |        |             | 0.4             |             |                 |            | 32             |              | 0.2              |            |     |               |              |              | 4                                   | 02.07.2012 13:00                          | 11.10.2012 13:30                            |
| 23      | 2011 | 10    | 7.6       |               | 82     | 0.4         |                 | 1.7         |                 | 43         |                | 0.63         |                  | 99.8       | 4.5 | 0.7           | 0.6          | 3.3          |                                     |   |   |
| 23      | 2011 | 11    | 5.2       |               | 90     | 0.1         |                 | 2.6         |                 | 31         |                | 0.42         |                  | 86.1       | 4.4 | 1.0           | 1.0          | 5.7          |                                     |   |   |
| 23      | 2011 | 12    | 0.8       |               | 86     | 0.0         |                 | 1.1         |                 | 50         |                | 0.56         |                  | 226.3      | 5.0 | 0.5           | 0.2          | 9.1          |                                     |   |   |
| 23      | 2012 | 1     | -1.1      | 10            | 86     | 0.2         | 0.2             | 1.4         |                 | 47         | 42             | 0.74         | 0.1              | 159.2      | 4.8 | 0.5           | 0.2          | 5.1          | 8                                   | 11.10.2011 13:30                          | 11.01.2012 16:30                            |
| 23      | 2012 | 2     | -1.2      |               | 79     | 0.3         |                 | 1.5         |                 | 60         |                | 0.98         |                  | 27.42      | 4.5 | 0.6           | 0.8          | 5.8          |                                     |   |   |
| 23      | 2012 | 3     | 5.5       |               | 69     | 0.1         |                 | 1.5         |                 | 63         |                | 0.43         |                  | 30.73      | 6.0 | 0.2           | 0.4          | 2.4          |                                     |   |   |
| 23      | 2012 | 4     | 3.9       | 2             | 71     | 0.2         | 0.1             | 1.5         |                 | 71         | 62             | 0.641        | 0.1              | 166.1      | 4.9 | 0.4           | 0.7          | 0.9          | 4                                   | 11.01.2012 16:30                          | 11.04.2012 18:00                            |
| 23      | 2012 | 5     | 10.8      |               | 64     | 0.3         |                 | 1.0         |                 | 68         |                | 1.25         |                  | 76.4       | 5.1 | 0.3           | 0.6          | 1.1          |                                     |   |   |
| 23      | 2012 | 6     | 11.5      |               | 73     | 0.2         |                 | 1.1         |                 | 58         |                | 0.60         |                  | 203.4      | 5.0 | 0.3           | 0.3          | 1.2          |                                     |   |   |
| 23      | 2012 | 7     | 14.5      | 17            | 74     | 0.1         | 0.2             | 0.9         |                 | 58         | 63             | 1.38         | 0.2              | 85.06      | 5.0 | 0.3           | 0.3          | 0.4          | 5                                   | 11.04.2012 18:00                          | 11.07.2012 16:40                            |
| 23      | 2012 | 8     | 14.3      |               | 77     | 0.2         |                 | 0.6         |                 | 57         |                | 1.02         |                  | 179.8      | 5.3 | 0.3           | 0.4          | 0.7          |                                     |   |   |
| 23      | 2012 | 9     | 10.1      |               | 78     | 0.1         |                 | 0.5         |                 | 54         |                | 0.33         |                  | 203.4      | 5.0 | 0.2           | 0.2          | 1.4          |                                     |   |   |
| 23      | 2012 | 10    |           | 11            |        |             | 0.1             |             |                 |            | 43             |              | 0.1              |            |     |               |              |              | 8                                   | 11.07.2012 16:40                          | 13.10.2012 06:00                            |

| Site no | Year | Month | Temp (°C) | IVL-Temp (°C) | RH (%) | SO2 (µg/m3)     | IVL-SO2 (µg/m3) | NO2 (µg/m3) | IVL-NO2 (µg/m3) | O3 (µg/m3) | IVL-O3 (µg/m3) | HNO3 (µg/m3) | IVL-HNO3 (µg/m3) | Prec. (mm) | pH  | SO42- (mgS/l) | NO3- (mgN/l) | Cl- (mgCl/l) | IVL-Particle deposition (µg/cm2mont) | Date for mounting of IVL passive samplers | Date for demounting of IVL passive samplers |     |     |     |  |  |  |  |  |
|---------|------|-------|-----------|---------------|--------|-----------------|-----------------|-------------|-----------------|------------|----------------|--------------|------------------|------------|-----|---------------|--------------|--------------|--------------------------------------|---|---|-----|-----|-----|--|--|--|--|--|
| 24      | 2011 | 10    | 8.5       |               | 83     | Annual averages |                 |             |                 |            |                |              |                  |            |     |               |              |              |                                      | 26.6                                      | 5.1   | 0.2 | 0.3 | 0.4 |  |  |  |  |  |
| 24      | 2011 | 11    | 5.9       |               | 88     |                 |                 |             |                 |            |                |              |                  | 4.8        | 5.9 | 0.5           | 0.7          | 2.4          |                                      |   |   |     |     |     |  |  |  |  |  |
| 24      | 2011 | 12    | 2.4       |               | 86     | 0.8             |                 | 10.0        |                 | 55         |                |              |                  | 41.6       | 6.0 | 0.2           | 0.3          | 0.8          |                                      |   |   |     |     |     |  |  |  |  |  |
| 24      | 2012 | 1     | -0.9      | -1            | 85     |                 | 0.5             |             | 13.5            |            | 42.1           |              | 0.2              | 21.2       | 5.2 | 0.2           | 0.2          | 0.9          | 10                                   | 14.10.2011 11:00                          | 31.01.2012 09:00                            |     |     |     |  |  |  |  |  |
| 24      | 2012 | 2     | -3.0      |               | 80     |                 |                 |             |                 |            |                |              |                  | 18.8       | 5.3 | 0.3           | 0.4          | 0.5          |                                      |   |   |     |     |     |  |  |  |  |  |
| 24      | 2012 | 3     | 4.3       |               | 69     |                 |                 |             |                 |            |                |              |                  | 11.6       | 5.7 | 0.4           | 0.5          | 0.9          |                                      |   |   |     |     |     |  |  |  |  |  |
| 24      | 2012 | 4     | 4.5       |               | 72     |                 |                 |             |                 |            |                |              |                  | 36         | 5.7 | 0.2           | 0.2          | 0.2          |                                      |   |   |     |     |     |  |  |  |  |  |
| 24      | 2012 | 5     | 11.7      | 0             | 58     |                 | 0.8             |             | 9.8             |            | 66.2           |              | 0.2              | 7.4        | 6.5 | 0.5           | 0.4          | 0.5          | 18                                   | 31.01.2012 09:00                          | 15.05.2012 10:30                            |     |     |     |  |  |  |  |  |
| 24      | 2012 | 6     | 13.4      |               | 74     |                 |                 |             |                 |            |                |              |                  | 96.8       | 5.2 | 0.1           | 0.2          | 0.2          |                                      |   |   |     |     |     |  |  |  |  |  |
| 24      | 2012 | 7     | 17.6      |               | 72     |                 |                 |             |                 |            |                |              |                  | 44.8       | 5.7 | 0.2           | 0.2          | 0.2          |                                      |   |   |     |     |     |  |  |  |  |  |
| 24      | 2012 | 8     | 16.7      | 17            | 78     |                 | 0.6             |             | 8.2             |            | 64.8           |              | 0.6              | 85         | 5.9 | 0.2           | 0.2          | 0.2          | 13                                   | 15.05.2012 10:30                          | 22.08.2012 13:30                            |     |     |     |  |  |  |  |  |
| 24      | 2012 | 9     | 12.2      |               | 81     |                 |                 |             |                 |            |                |              |                  | 33.6       | 6.6 | 0.3           | 0.3          | 0.3          |                                      |   |   |     |     |     |  |  |  |  |  |
| 24      | 2012 | 10    | 6.9       | 12            | 85     |                 | 0.3             |             | 11.6            |            | 45.9           |              | 0.2              | 41.8       | 5.1 | 0.2           | 0.3          | 0.4          | 29                                   | 22.08.2012 13:30                          | 15.10.2012 13:00                            |     |     |     |  |  |  |  |  |
| 24      | 2012 | 11    |           |               |        |                 |                 |             |                 |            |                |              |                  |            |     |               |              |              |                                      |   |   |     |     |     |  |  |  |  |  |
| 24      | 2012 | 12    |           |               |        | 0.9             |                 | 12.0        |                 | 49         |                |              |                  |            |     |               |              |              |                                      |   |   |     |     |     |  |  |  |  |  |
| 26      | 2011 | 10    | 7.2       |               | 91     | Annual averages |                 |             |                 |            |                |              |                  |            |     |               |              |              |                                      | 55  | 5.0   | 0.3 | 0.3 | 0.6 |  |  |  |  |  |
| 26      | 2011 | 11    | 4.7       |               | 95     |                 |                 |             |                 |            |                |              |                  | 8          | 5.0 | 0.3           | 0.4          | 1.1          |                                      |   |   |     |     |     |  |  |  |  |  |
| 26      | 2011 | 12    | 1.7       |               | 93     | 0.4             |                 | 1.9         |                 | 57         |                |              |                  | 53         | 4.9 | 0.2           | 0.3          | 1.3          |                                      |   |   |     |     |     |  |  |  |  |  |
| 26      | 2012 | 1     | -1.5      |               | 91     |                 |                 |             |                 |            |                |              |                  | 51.5       | 4.9 | 0.2           | 0.3          | 0.9          |                                      |   |   |     |     |     |  |  |  |  |  |
| 26      | 2012 | 2     | -4.8      | -1            | 88     |                 |                 |             | 2.2             |            | 41.0           |              | 0.1              | 41.3       | 4.7 | 0.1           | 0.3          | 0.5          | 2                                    | 17.10.2011 11:00                          | 01.02.2012 11:30                            |     |     |     |  |  |  |  |  |
| 26      | 2012 | 3     | 3.6       |               | 73     |                 |                 |             |                 |            |                |              |                  | 12.9       | 5.1 | 0.1           | 0.2          | 0.5          |                                      |   |   |     |     |     |  |  |  |  |  |
| 26      | 2012 | 4     | 3.6       |               | 82     |                 |                 |             |                 |            |                |              |                  | 53.1       | 4.9 | 0.3           | 0.4          | 0.4          |                                      |   |   |     |     |     |  |  |  |  |  |
| 26      | 2012 | 5     | 10.3      | 0             | 74     |                 |                 |             | 2.15            |            | 59.4           |              | 0.1              | 27.3       | 5.3 | 0.4           | 0.4          | 0.2          | 6                                    | 01.02.2012 11:30                          | 02.05.2012 13:30                            |     |     |     |  |  |  |  |  |
| 26      | 2012 | 6     | 12.6      |               | 82     |                 |                 |             |                 |            |                |              |                  | 53.1       | 5.0 | 0.2           | 0.2          | 0.3          |                                      |   |   |     |     |     |  |  |  |  |  |
| 26      | 2012 | 7     | 16.5      |               | 82     |                 |                 |             |                 |            |                |              |                  | 34.4       | 4.8 | 0.2           | 0.3          | 0.4          |                                      |   |   |     |     |     |  |  |  |  |  |
| 26      | 2012 | 8     | 15.4      | 16            | 86     |                 |                 |             | 1.1             |            | 56.4           |              | 0.1              | 46.2       | 5.2 | 0.3           | 0.4          | 0.3          | 3                                    | 02.05.2012 13:30                          | 06.08.2012 11:30                            |     |     |     |  |  |  |  |  |
| 26      | 2012 | 9     | 11.4      |               | 89     |                 |                 |             |                 |            |                |              |                  | 75         | 4.9 | 0.3           | 0.4          | 0.4          |                                      |   |   |     |     |     |  |  |  |  |  |
| 26      | 2012 | 10    | 5.7       | 12            | 92     |                 |                 |             | 1.33            |            | 36.7           |              | 0.0              | 53.1       | 4.9 | 0.3           | 0.4          | 0.4          | 5                                    | 06.08.2012 11:30                          | 18.10.2012 11:00                            |     |     |     |  |  |  |  |  |
| 26      | 2012 | 11    | 3.8       |               | 96     |                 |                 |             |                 |            |                |              |                  |            |     |               |              |              |                                      |   |   |     |     |     |  |  |  |  |  |
| 26      | 2012 | 12    | -4.0      |               | 97     | 0.4             |                 | 2.0         |                 | 53         |                |              |                  |            |     |               |              |              |                                      |   |   |     |     |     |  |  |  |  |  |

| Site no | Year | Month | Temp (°C) | IVL-Temp (°C) | RH (%) | SO2 (µg/m3) | IVL-SO2 (µg/m3) | NO2 (µg/m3) | IVL-NO2 (µg/m3) | O3 (µg/m3) | IVL-O3 (µg/m3) | HNO3 (µg/m3) | IVL-HNO3 (µg/m3) | Prec. (mm) | pH  | SO42- (mgS/l) | NO3- (mgN/l) | Cl- (mgCl/l) | IVL-Particle depositon (µg/cm2mont) | Date for mounting of IVL passive samplers | Date for demounting of IVL passive samplers |
|---------|------|-------|-----------|---------------|--------|-------------|-----------------|-------------|-----------------|------------|----------------|--------------|------------------|------------|-----|---------------|--------------|--------------|-------------------------------------|---|---|
| 31      | 2011 | 10    | 17.0      |               | 51     | 0.6         |                 | 41.0        |                 | 60         |                |              |                  | 19         | 6.4 | 0.3           | 0.2          | 0.8          |                                     |   |   |
| 31      | 2011 | 11    | 15.0      |               | 82     | 0.7         |                 | 37.0        |                 | 44         |                |              |                  | 61         | 6.3 | 0.2           | 0.2          | 0.6          |                                     |   |   |
| 31      | 2011 | 12    |           |               |        | 0.6         |                 | 46.0        |                 | 40         |                |              |                  | 6          | 6.3 | 0.5           | 0.6          | 0.3          |                                     |   |   |
| 31      | 2012 | 1     | 6.0       | 16            | 57     | 0.7         | 0.5             | 63.0        |                 | 26         |                |              | 0.6              | 8          | 6.2 | 0.8           | 0.7          | 0.7          | 7                                   | 03.10.2011 12:00                          | 10.01.2012 12:00                            |
| 31      | 2012 | 2     | 6.0       |               | 36     | 0.6         |                 | 33.0        |                 | 49         |                |              |                  | 6          | 6.2 | 0.4           | 0.5          | 0.6          |                                     |   |   |
| 31      | 2012 | 3     | 11.0      |               | 32     | 0.6         |                 | 38.0        |                 | 57         |                |              |                  | 25         | 6.5 | 0.1           | 0.2          | 0.2          |                                     |   |   |
| 31      | 2012 | 4     | 11.0      | 13            | 64     | 0.6         | 0.7             | 25.0        |                 | 86         |                |              | 0.6              | 76         | 6.6 | 0.2           | 0.3          | 0.4          | 6                                   | 10.01.2012 12:00                          | 10.04.2012 12:00                            |
| 31      | 2012 | 5     | 18.0      |               | 40     | 0.6         |                 | 26.0        |                 | 66         |                |              |                  | 27         | 6.5 | 0.1           | 0.1          | 0.3          |                                     |   |   |
| 31      | 2012 | 6     | 23.0      |               | 27     | 0.6         |                 | 22.0        |                 | 78         |                |              |                  | 0          |     |               |              |              |                                     |   |   |
| 31      | 2012 | 7     | 25.0      | 23            | 22     | 0.6         | 0.3             | 10.0        |                 | 92         |                |              | 1.0              | 0          |     |               |              |              | 7                                   | 10.04.2012 12:00                          | 12.07.2012 12:00                            |
| 31      | 2012 | 8     | 26.0      |               | 21     | 0.6         |                 | 19.0        |                 | 87         |                |              |                  | 0          |     |               |              |              |                                     |   |   |
| 31      | 2012 | 9     | 20.0      |               | 38     | 0.6         |                 | 22.0        |                 | 80         |                |              |                  | 55         | 6.0 | 0.2           | 0.2          | 0.5          |                                     |   |   |
| 31      | 2012 | 10    |           | 31            |        |             | 0.4             |             |                 |            |                |              | 1.6              |            |     |               |              |              |                                     | 12.07.2012 12:00                          | 01.10.2012 12:00                            |
| Site no | Year | Month | Temp (°C) | IVL-Temp (°C) | RH (%) | SO2 (µg/m3) | IVL-SO2 (µg/m3) | NO2 (µg/m3) | IVL-NO2 (µg/m3) | O3 (µg/m3) | IVL-O3 (µg/m3) | HNO3 (µg/m3) | IVL-HNO3 (µg/m3) | Prec. (mm) | pH  | SO42- (mgS/l) | NO3- (mgN/l) | Cl- (mgCl/l) | IVL-Particle depositon (µg/cm2mont) | Date for mounting of IVL passive samplers | Date for demounting of IVL passive samplers |
| 33      | 2011 | 10    | 22.5      |               | 55     | 0.4         |                 | 3.9         |                 | 89         |                |              |                  | 63.4       | 5.8 | 0.1           | 0.1          | 0.3          |                                     |   |   |
| 33      | 2011 | 11    | 15.0      |               | 86     | 0.2         |                 | 3.3         |                 | 66         |                |              |                  | 65.6       | 5.8 | 0.2           | 0.1          | 0.7          |                                     |   |   |
| 33      | 2011 | 12    | 7.8       |               | 77     | 0.2         |                 | 3.4         |                 | 64         |                |              |                  | 14.1       | 5.8 | 0.1           | 0.1          | 0.3          |                                     |   |   |
| 33      | 2012 | 1     | 6.2       | 10            | 75     | 0.3         | 0.3             | 4.7         |                 | 63         |                | 0            |                  | 8.2        | 6.0 | 0.7           | 0.6          | 0.3          | 6                                   | 05.10.2011 12:00                          | 03.01.2012 12:00                            |
| 33      | 2012 | 2     | 4.0       |               | 55     | 0.5         |                 | 5.6         |                 | 81         |                |              |                  | 5.4        | 6.3 | 0.4           | 0.6          | 0.3          |                                     |   |   |
| 33      | 2012 | 3     | 9.6       |               | 55     | 0.5         |                 | 3.9         |                 | 93         |                |              |                  | 30.2       | 6.0 | 0.3           | 0.5          | 0.5          |                                     |   |   |
| 33      | 2012 | 4     | 8.1       | 13            | 78     | 0.2         | 0.3             | 1.7         |                 | 89         |                | 0            |                  | 73.4       | 5.9 | 0.2           | 0.2          | 0.4          | 3                                   | 03.01.2012 12:00                          | 04.04.2012 12:00                            |
| 33      | 2012 | 5     | 17.8      |               | 59     | 0.7         |                 | 1.6         |                 | 92         |                |              |                  | 56.8       | 5.7 | 0.1           | 0.1          | 0.4          |                                     |   |   |
| 33      | 2012 | 6     | 22.6      |               | 41     | 0.4         |                 | 1.6         |                 | 87         |                |              |                  | 0.4        | 6.3 | 1.0           | 1.6          | 0.9          |                                     |   |   |
| 33      | 2012 | 7     | 25.2      | 23            | 34     | 0.5         | 0.3             | 2.7         |                 | 99         |                | 0            |                  | 12.6       | 6.7 | 1.1           | 0.9          | 0.7          | 6                                   | 04.04.2012 12:00                          | 04.07.2012 12:00                            |
| 33      | 2012 | 8     | 25.9      |               | 33     | 0.6         |                 | 2.1         |                 | 99         |                |              |                  | 0          |     |               |              |              |                                     |   |   |
| 33      | 2012 | 9     | 19.7      |               | 51     | 0.5         |                 | 4.9         |                 | 86         |                |              |                  | 99.5       | 6.0 | 0.1           | 0.1          | 0.2          |                                     |   |   |
| 33      | 2012 | 10    |           | 31            |        |             | 0.3             |             |                 |            |                | 1            |                  |            |     |               |              |              | 6                                   | 04.07.2012 12:00                          | 01.10.2012 12:00                            |

| Site no   | Year | Month | Temp (°C) | IVL-Temp (°C) | RH (%) | SO2 (µg/m3) | IVL-SO2 (µg/m3) | NO2 (µg/m3) | IVL-NO2 (µg/m3) | O3 (µg/m3) | IVL-O3 (µg/m3) | HNO3 (µg/m3) | IVL-HNO3 (µg/m3) | Prec. (mm) | pH   | SO42- (mgS/l) | NO3- (mgN/l) | Cl- (mgCl/l) | IVL-Particle depositon (µg/cm2mont) | Date for mounting of IVL passive samplers | Date for demounting of IVL passive samplers |
|---|------|-------|-----------|---------------|--------|-------------|-----------------|-------------|-----------------|------------|----------------|--------------|------------------|------------|------|---------------|--------------|--------------|-------------------------------------|---|---|
| 40  | 2011 | 10    | 12.2      |               | 74     |             |                 |             |                 |            |                |              |                  | 23         | 5.5  | 0.6           | 0.4          | 2.2          |                                     |   |   |
| 40  | 2011 | 11    | 10.7      |               | 83     |             |                 |             |                 |            |                |              |                  | 22.4       | 5.8  | 0.2           | 0.2          | 0.2          |                                     |   |   |
| 40  | 2011 | 12    | 8.4       |               | 81     |             |                 |             |                 |            |                |              |                  | 71.4       | 5.8  | 0.4           | 0.3          | 2.6          |                                     |   |   |
| 40  | 2012 | 1     | 7.7       | 13            | 76     |             | 1.1             |             | 33.3            |            | 28             |              | 0.3              | 22         | 6.4  | 1.5           | 0.9          | 10.0         | 7                                   | 07.10.2011 17:00                          | 03.01.2012 17:34                            |
| 40  | 2012 | 2     | 3.6       |               | 68     |             |                 |             |                 |            |                |              |                  | 6.4        | 6.5  |               |              |              |                                     |   |   |
| 40  | 2012 | 3     | 11.9      |               | 65     |             |                 |             |                 |            |                |              |                  | 15         | 6.7  | 1.4           | 1.0          | 2.8          |                                     |   |   |
| 40  | 2012 | 4     | 10.4      | 15            | 70     |             | 2.2             |             | 36.9            |            | 25             |              | 0.2              | 6.4        | 6.3  | 1.0           | 0.9          | 2.0          | 16                                  | 03.01.2012 17:35                          | 02.04.2012 15:50                            |
| 40  | 2012 | 5     | 16.8      |               | 66     |             |                 |             |                 |            |                |              |                  | 46         | 6.1  | 0.5           | 0.6          | 0.3          |                                     |   |   |
| 40  | 2012 | 6     | 17.8      |               | 71     |             |                 |             |                 |            |                |              |                  | 55.8       | 5.8  | 0.4           | 0.4          | 0.7          |                                     |   |   |
| 40  | 2012 | 7     | 19.9      | 18            | 63     |             | 1.8             |             | 19.8            |            | 53             |              | 0.7              | 66.8       | 5.4  | 0.2           | 0.2          | 0.3          | 11                                  | 02.04.2012 16:00                          | 29.06.2012 10:30                            |
| 40  | 2012 | 8     | 21.9      |               | 57     |             |                 |             |                 |            |                |              |                  | 4.2        | 5.8* | 0.4           | 0.6          | 1.7          |                                     |   |   |
| 40  | 2012 | 9     | 16.9      |               | 65     |             |                 |             |                 |            |                |              |                  | 42.6       | 6.3  | 0.4           | 0.4          | 1.0          |                                     |   |   |
| 40  | 2012 | 10    |           | 23            |        |             | 1.2             |             | 17.8            |            | 48             |              | 0.9              |            |      |               |              |              | 11                                  | 29.06.2012 10:42                          | 01.10.2012 14:20                            |
| *pH measured with ph paper (précision ±0.4 units) because of very low amount of precipitations w hich prevented the Ion chromatography analysis |      |       |           |               |        |             |                 |             |                 |            |                |              |                  |            |      |               |              |              |                                     |   |   |
| Site no   | Year | Month | Temp (°C) | IVL-Temp (°C) | RH (%) | SO2 (µg/m3) | IVL-SO2 (µg/m3) | NO2 (µg/m3) | IVL-NO2 (µg/m3) | O3 (µg/m3) | IVL-O3 (µg/m3) | HNO3 (µg/m3) | IVL-HNO3 (µg/m3) | Prec. (mm) | pH   | SO42- (mgS/l) | NO3- (mgN/l) | Cl- (mgCl/l) | IVL-Particle depositon (µg/cm2mont) | Date for mounting of IVL passive samplers | Date for demounting of IVL passive samplers |
| 41  | 2011 | 10    | 9.7       |               | 79     | 2.0         |                 | 48.0        |                 | 25         |                |              |                  | 37.5       |      | 3.6           | 4.4          | 0.8          |                                     |   |   |
| 41  | 2011 | 11    | 4.4       |               | 84     | 3.0         |                 | 52.0        |                 | 12         |                |              |                  | 0.4        |      | 7.9           | 9.9          | 1.3          |                                     |   |   |
| 41  | 2011 | 12    | 4.4       |               | 82     | 3.0         |                 | 36.0        |                 | 30         |                |              |                  | 78.6       |      | 1.5           | 3.1          | 0.6          |                                     |   |   |
| 41  | 2012 | 1     | 1.9       | 7             | 80     | 4.0         | 1.5             | 41.0        |                 | 31         |                | 0.2          |                  | 57.2       |      | 2.1           | 3.8          | 1.3          | 21                                  | 29.09.2011 11:45                          | 05.01.2012 12:45                            |
| 41  | 2012 | 2     | -1.7      |               | 76     | 4.0         |                 | 43.0        |                 | 38         |                |              |                  | 35.4       |      | 3.2           | 5.8          | 1.7          |                                     |   |   |
| 41  | 2012 | 3     | 7.7       |               | 67     | 3.0         |                 | 44.0        |                 | 46         |                |              |                  | 7.8        |      | 3.0           | 8.1          | 1.3          |                                     |   |   |
| 41  | 2012 | 4     | 9.5       | 9             | 61     | 3.0         | 2.0             | 43.0        |                 | 60         |                | 0.2          |                  | 28.2       |      | 2.1           | 2.7          | 0.6          | 271                                 | 05.01.2012 12:45                          | 29.03.2012 09:00                            |
| 41  | 2012 | 5     | 15.3      |               | 59     | 3.0         |                 | 42.0        |                 | 71         |                |              |                  | 44.3       |      | 2.4           | 1.6          | 0.4          |                                     |   |   |
| 41  | 2012 | 6     | 16.0      |               | 67     | 2.0         |                 | 42.0        |                 | 59         |                |              |                  | 92.3       |      | 1.8           | 1.2          | 0.1          |                                     |   |   |
| 41  | 2012 | 7     | 18.5      | 15            | 70     | 2.0         | 1.1             | 43.0        |                 | 58         |                | 0.4          |                  | 121.8      |      | 2.4           | 1.0          | 0.1          | 27                                  | 29.03.2012 09:00                          | 03.07.2012 09:40                            |
| 41  | 2012 | 8     | 18.9      |               | 67     | 2.0         |                 | 42.0        |                 | 53         |                |              |                  | 39.5       |      | 2.6           | 1.8          | 0.2          |                                     |   |   |
| 41  | 2012 | 9     | 14.9      |               | 69     | 2.0         |                 | 48.0        |                 | 38         |                |              |                  | 26.9       |      | 1.7           | 2.0          | 0.3          |                                     |   |   |
| 41  | 2012 | 10    | 9.4       | 18            | 77     | 3.0         | 0.9             | 47.0        |                 | 23         |                | 0.5          |                  | 35.3       |      | 2.0           | 2.9          | 0.6          | 28                                  | 03.07.2012 09:50                          | 01.10.2012 12:30                            |



| Site no | Year | Month | Temp (°C) | IVL-Temp (°C) | RH (%) | SO2 (µg/m3) | IVL-SO2 (µg/m3) | NO2 (µg/m3) | IVL-NO2 (µg/m3) | O3 (µg/m3) | IVL-O3 (µg/m3) | HNO3 (µg/m3) | IVL-HNO3 (µg/m3) | Prec. (mm) | pH  | SO42- (mgS/l) | NO3- (mgN/l) | Cl- (mgCl/l) | IVL-Particle depositon (µg/cm2mont) | Date for mounting of IVL passive samplers | Date for demounting of IVL passive samplers |
|---------|------|-------|-----------|---------------|--------|-------------|-----------------|-------------|-----------------|------------|----------------|--------------|------------------|------------|-----|---------------|--------------|--------------|-------------------------------------|---|---|
| 44      | 2011 | 10    | 3.5       |               | 85     | 1.9         |                 | 0.9         |                 |            |                |              |                  | 55.76      | 4.9 | 0.1           | 0.4          | 0.2          |                                     |   |   |
| 44      | 2011 | 11    | -2.0      |               | 86     | 3.6         |                 | 1.7         |                 |            |                |              |                  | 14.01      | 4.9 | 0.4           | 0.1          | 2.0          |                                     |   |   |
| 44      | 2011 | 12    | -3.0      |               | 85     | 5.3         |                 | 1.7         |                 |            |                |              |                  | 14.52      | 4.5 | 0.5           | 0.4          | 0.8          |                                     |   |   |
| 44      | 2012 | 1     | -12.0     | -4            | 82     | 15.7        | 4.8             | 2.6         |                 |            | 56.50          |              | 0.1              | 15.86      | 4.9 | 0.4           | 0.1          | 1.8          | 2                                   | 13.10.2011 12:35                          | 09.01.2012 11:47                            |
| 44      | 2012 | 2     | -13.1     |               | 79     | 3.7         |                 | 1.9         |                 |            |                |              |                  | 4.68       | 4.8 | 0.4           | 0.4          | 1.3          |                                     |   |   |
| 44      | 2012 | 3     | -5.0      |               | 76     | 6.5         |                 | 1.0         |                 |            |                |              |                  | 4.62       | 4.8 | 0.7           | 0.3          | 8.3          |                                     |   |   |
| 44      | 2012 | 4     |           | -12           |        | 6.7         | 4.3             | 1.0         |                 |            | 75.80          |              | 0.1              | 11.02      | 4.4 | 1.5           | 0.3          | 10.2         | 2                                   | 09.01.2012 11:47                          | 23.04.2012 12:40                            |
| 44      | 2012 | 5     | 5.7       |               | 62     | 6.3         |                 | 0.6         |                 |            |                |              |                  | 19.43      | 4.9 | 0.7           | 0.2          | 0.2          |                                     |   |   |
| 44      | 2012 | 6     | 9.1       |               | 71     | 9.4         |                 | 0.9         |                 |            |                |              |                  | 159.68     | 4.8 | 0.3           | 0.0          | 0.8          | 10                                  | 23.04.2012 12:40                          | 11.06.2012                                  |
| 44      | 2012 | 7     | 12.1      | 12            | 74     | 6.6         | 4.9             | 1.0         |                 |            | 62.90          |              | 0.1              | 61.34      | 4.7 | 0.5           | 0.1          | 0.6          | 11                                  | 04/11.06.2012 12:                         | 09.07.2012 12:30                            |
| 44      | 2012 | 8     |           |               |        | 12.7        |                 |             |                 |            |                |              |                  | 31.88      | 5.0 | 0.2           | 0.0          | 0.1          |                                     |   |   |
| 44      | 2012 | 9     |           |               |        | 10.2        |                 | 0.9         |                 |            |                |              |                  | 104.52     | 5.0 | 0.3           | 0.1          | 0.2          |                                     |   |   |
| 44      | 2012 | 10    |           |               |        |             | 3.3             |             |                 |            | 38.30          |              | 0.0              |            |     |               |              |              | 6                                   | 09.07.2012 12:30                          | 01.10.2012 12:00                            |
| Site no | Year | Month | Temp (°C) | IVL-Temp (°C) | RH (%) | SO2 (µg/m3) | IVL-SO2 (µg/m3) | NO2 (µg/m3) | IVL-NO2 (µg/m3) | O3 (µg/m3) | IVL-O3 (µg/m3) | HNO3 (µg/m3) | IVL-HNO3 (µg/m3) | Prec. (mm) | pH  | SO42- (mgS/l) | NO3- (mgN/l) | Cl- (mgCl/l) | IVL-Particle depositon (µg/cm2mont) | Date for mounting of IVL passive samplers | Date for demounting of IVL passive samplers |
| 45      | 2011 | 10    | 7.7       |               | 84     |             |                 | 6.6         |                 | 67         |                |              |                  | 80.60      | 5.3 | 0.1           | 0.2          | 0.2          |                                     |   |   |
| 45      | 2011 | 11    | 6.6       |               | 68     |             |                 | 6.6         |                 | 71         |                |              |                  | 38.70      | 5.4 | 0.1           | 0.1          | 0.1          |                                     |   |   |
| 45      | 2011 | 12    | 0.6       |               | 90     |             |                 | 3.3         |                 | 67         |                |              |                  | 193.40     | 5.2 | 0.1           | 0.1          | 0.2          |                                     |   |   |
| 45      | 2012 | 1     | -1.0      |               | 89     |             | 0.2             | 5.5         |                 | 61         |                |              | 0.2              | 104.30     | 4.9 | 0.1           | 0.2          | 0.5          |                                     | 11.10.2011 10:30                          | 11.01.2012 10:30                            |
| 45      | 2012 | 2     | -6.2      |               | 79     |             |                 | 10.8        |                 | 69         |                |              |                  | 24.80      | 4.7 | 0.2           | 0.3          | 0.3          |                                     |   |   |
| 45      | 2012 | 3     | 5.8       |               | 66     |             |                 | 10.3        |                 | 85         |                |              |                  | 18.40      | 5.8 | 0.2           | 0.4          | 0.1          |                                     |   |   |
| 45      | 2012 | 4     | 4.8       | 1             | 81     |             | 0.8             | 6.0         |                 | 89         |                |              | 0.5              | 109.50     | 5.6 | 0.2           | 0.3          | 0.1          | 5                                   | 11.01.2012 10:30                          | 11.04.2012 10:00                            |
| 45      | 2012 | 5     | 10.4      |               | 75     |             |                 | 4.1         |                 | 100        |                |              |                  | 80.60      | 5.8 | 0.2           | 0.2          | 0.1          |                                     |   |   |
| 45      | 2012 | 6     | 13.6      |               | 82     |             |                 | 3.5         |                 | 86         |                |              |                  | 114.50     | 5.6 | 0.2           | 0.2          | 0.1          |                                     |   |   |
| 45      | 2012 | 7     | 14.2      | 21            | 78     |             | 0.3             | 3.1         |                 | 88         |                |              | 0.4              | 126.80     | 5.7 | 0.2           | 0.2          | 0.1          | 10                                  | 11.04.2012 10:15                          | 11.07.2012 10:00                            |
| 45      | 2012 | 8     | 16.0      |               | 77     |             |                 | 4.0         |                 | 98         |                |              |                  | 116.20     | 5.8 | 0.2           | 0.3          | 0.1          |                                     |   |   |
| 45      | 2012 | 9     | 11.1      |               | 85     |             |                 | 5.4         |                 | 82         |                |              |                  | 100.20     | 5.9 | 0.2           | 0.2          | 0.1          |                                     |   |   |
| 45      | 2012 | 10    |           | 20            |        |             | 0.3             |             |                 |            |                |              | 0.3              |            |     |               |              |              | 6                                   | 11.07.2012 10:00                          | 10.10.2012 10:30                            |

| Site no | Year | Month | Temp (°C) | IVL-Temp (°C) | RH (%) | SO2 (µg/m3) | IVL-SO2 (µg/m3) | NO2 (µg/m3) | IVL-NO2 (µg/m3) | O3 (µg/m3) | IVL-O3 (µg/m3) | HNO3 (µg/m3) | IVL-HNO3 (µg/m3) | Prec. (mm) | pH | SO42- (mgS/l) | NO3- (mgN/l) | Cl- (mgCl/l) | IVL-Particle depositon (µg/cm2mont) | Date for mounting of IVL passive samplers | Date for demounting of IVL passive samplers |
|---------|------|-------|-----------|---------------|--------|-------------|-----------------|-------------|-----------------|------------|----------------|--------------|------------------|------------|----|---------------|--------------|--------------|-------------------------------------|---|---|
| 50      | 2011 | 10    | 8.5       |               | 84     | 13.0        |                 | 34.0        |                 | 76         |                |              |                  |            |    |               |              |              |                                     |   |   |
| 50      | 2011 | 11    | 2.8       |               | 85     | 23.0        |                 | 45.0        |                 | 14         |                |              |                  |            |    |               |              |              |                                     |   |   |
| 50      | 2011 | 12    | 2.2       |               | 67     | 18.0        |                 | 31.0        |                 | 22         |                |              |                  |            |    |               |              |              |                                     |   |   |
| 50      | 2012 | 1     | -1.0      |               | 84     | 18.0        | 12.9            | 29.0        |                 | 27         |                |              | 0.5              |            |    |               |              |              |                                     | 20.10.2011 12:00                          | 20.01.2012 12:00                            |
| 50      | 2012 | 2     | -6.9      |               | 83     | 42.0        |                 | 46.0        |                 | 24         |                |              |                  |            |    |               |              |              |                                     |   |   |
| 50      | 2012 | 3     | 4.8       |               | 76     | 13.0        | 18.0            | 34.0        |                 | 32         |                |              | 0.6              |            |    |               |              |              |                                     |   |   |
| 50      | 2012 | 4     | 9.8       | 7             | 72     | 11.0        |                 | 29.0        |                 | 46         |                |              |                  |            |    |               |              |              | 34                                  | 18.01.2012 11:00                          | 19.04.2012 11:00                            |
| 50      | 2012 | 5     | 15.2      |               | 64     | 10.0        |                 | 24.0        |                 | 58         |                |              |                  |            |    |               |              |              |                                     |   |   |
| 50      | 2012 | 6     | 17.5      |               | 62     | 6.0         |                 | 21.0        |                 | 62         |                |              |                  |            |    |               |              |              |                                     |   |   |
| 50      | 2012 | 7     | 19.8      | 24            | 72     | 8.0         | 4.5             | 25.0        |                 | 58         |                |              | 1.0              |            |    |               |              |              | 20                                  | 19.04.2012 11:30                          | 19.07.2012 11:00                            |
| 50      | 2012 | 8     | 18.8      |               | 69     | 15.0        |                 | 32.0        |                 | 52         |                |              |                  |            |    |               |              |              |                                     |   |   |
| 50      | 2012 | 9     | 14.2      |               | 75     | 14.0        |                 | 30.0        |                 | 35         |                |              |                  |            |    |               |              |              |                                     | HNO3:Start 2012-04-19 acc. to protocol    |   |
| 50      | 2012 | 10    | 8.5       |               | 81     | 16.0        | 4.6             | 35.0        |                 | 21         |                |              | 0.7              |            |    |               |              |              |                                     | 19.07.2012 11:00                          | 29.10.2012 06:00                            |
| 50      | 2012 | 11    | 5.9       |               | 85     | 21.0        |                 | 37.0        |                 | 11         |                |              |                  |            |    |               |              |              |                                     |   |   |
| Site no | Year | Month | Temp (°C) | IVL-Temp (°C) | RH (%) | SO2 (µg/m3) | IVL-SO2 (µg/m3) | NO2 (µg/m3) | IVL-NO2 (µg/m3) | O3 (µg/m3) | IVL-O3 (µg/m3) | HNO3 (µg/m3) | IVL-HNO3 (µg/m3) | Prec. (mm) | pH | SO42- (mgS/l) | NO3- (mgN/l) | Cl- (mgCl/l) | IVL-Particle depositon (µg/cm2mont) | Date for mounting of IVL passive samplers | Date for demounting of IVL passive samplers |
| 51      | 2011 | 10    | 17.0      |               | 62     |             |                 | 29.6        |                 | 25         |                |              |                  | 42.1       |    |               |              |              |                                     |   |   |
| 51      | 2011 | 11    | 11.6      |               | 65     |             |                 | 40.9        |                 | 17         |                |              |                  | 1.0        |    |               |              |              |                                     |   |   |
| 51      | 2011 | 12    | 11.6      |               | 70     |             |                 | 44.8        |                 | 9          |                |              |                  | 88.9       |    |               |              |              |                                     |   |   |
| 51      | 2012 | 1     | 7.3       | 10            | 65     |             | 5.0             | 47.8        |                 | 14         |                |              | 0.5              | 29.6       |    |               |              |              | 17                                  | 03.10.2011 11:00                          | 05.01.2012 10:10                            |
| 51      | 2012 | 2     | 8.8       |               | 70     |             |                 | 59.3        |                 | 26         |                |              |                  | 94.9       |    |               |              |              |                                     |   |   |
| 51      | 2012 | 3     | 12.6      |               | 62     |             |                 | 66.5        |                 | 24         |                |              |                  | 11.9       |    |               |              |              |                                     |   |   |
| 51      | 2012 | 4     | 17.3      | 12            | 58     |             | 5.0             | 52.9        |                 | 29         |                |              | 0.3              | 32.2       |    |               |              |              | 28                                  | 05.01.2012 10:30                          | 24.04.2012 08:45                            |
| 51      | 2012 | 5     | 21.5      |               | 54     |             |                 | 49.1        |                 | 22         |                |              |                  | 15.3       |    |               |              |              |                                     |   |   |
| 51      | 2012 | 6     | 28.0      |               | 41     |             |                 | 50.6        |                 | 27         |                |              |                  | 0.0        |    |               |              |              |                                     |   |   |
| 51      | 2012 | 7     | 31.0      | 26            | 39     |             | 3.8             | 58.7        |                 | 28         |                |              | 1.8              | 0.0        |    |               |              |              | 29                                  | 24.04.2012 08:48                          | 23.07.2012 08:55                            |
| 51      | 2012 | 8     | 30.1      |               | 39     |             |                 | 51.9        |                 | 49         |                |              |                  | 0.4        |    |               |              |              |                                     |   |   |
| 51      | 2012 | 9     | 25.5      |               | 53     |             |                 | 56.4        |                 | 27         |                |              |                  | 8.3        |    |               |              |              |                                     |   |   |
| 51      | 2012 | 10    | 22.1      | 27            | 63     |             | 2.9             | 54.5        |                 | 19         |                |              | 1.9              | 7.7        |    |               |              |              | 20                                  | 23.07.2012 09:03                          | 23.10.2012 09:40                            |
| 51      | 2012 | 11    | 16.5      |               | 71     |             |                 | 50.1        |                 | 16         |                |              |                  | 87.2       |    |               |              |              |                                     |   |   |

| Site no | Year | Month | Temp (°C) | IVL-Temp (°C) | RH (%) | SO2 (µg/m3) | IVL-SO2 (µg/m3) | NO2 (µg/m3) | IVL-NO2 (µg/m3) | O3 (µg/m3) | IVL-O3 (µg/m3) | HNO3 (µg/m3) | IVL-HNO3 (µg/m3) | Prec. (mm) | pH | SO42- (mgS/l) | NO3- (mgN/l) | Cl- (mgCl/l) | IVL-Particle deposition (µg/cm2mont) | Date for mounting of IVL passive samplers                     | Date for demounting of IVL passive samplers |
|---------|------|-------|-----------|---------------|--------|-------------|-----------------|-------------|-----------------|------------|----------------|--------------|------------------|------------|----|---------------|--------------|--------------|--------------------------------------|---|---|
| 52      | 2011 | 10    | 9.0       |               | 79     |             |                 |             |                 |            |                |              |                  |            |    |               |              |              |                                      |   |   |
| 52      | 2011 | 11    | 5.0       |               | 85     |             |                 |             |                 |            |                |              |                  |            |    |               |              |              |                                      |   |   |
| 52      | 2011 | 12    | 2.0       |               | 86     |             |                 |             |                 |            |                |              |                  |            |    |               |              |              |                                      |   |   |
| 52      | 2012 | 1     | -2.0      | 6             | 84     |             | 0.4             |             | 18.72           |            | 26.20          |              | 0.1              |            |    |               |              |              | 9                                    | 20.10.2011 12:00  | 28.01.2012 09:59                            |
| 52      | 2012 | 2     | -8.0      |               | 79     |             |                 |             |                 |            |                |              |                  |            |    |               |              |              |                                      |   |   |
| 52      | 2012 | 3     | 2.0       |               | 77     |             |                 |             |                 |            |                |              |                  |            |    |               |              |              |                                      |   |   |
| 52      | 2012 | 4     | 7.0       | 4             | 61     |             | 1.9             |             | 25.37           |            | 51.90          |              | 0.6              |            |    |               |              |              | 19                                   | 28.01.2012 09:59  | 20.04.2012 09:55                            |
| 52      | 2012 | 5     | 13.0      |               | 64     |             |                 |             |                 |            |                |              |                  |            |    |               |              |              |                                      |   |   |
| 52      | 2012 | 6     | 15.0      |               | 66     |             |                 |             |                 |            |                |              |                  |            |    |               |              |              |                                      |   |   |
| 52      | 2012 | 7     | 20.0      |               | 70     |             |                 |             |                 |            |                |              |                  |            |    |               |              |              |                                      |   |   |
| 52      | 2012 | 8     | 17.0      | 16            | 74     |             | 0.7             |             | 14.15           |            | 59.90          |              | 0.5              |            |    |               |              |              |                                      | 20.04.2012 10:01  | 01.08.2012 10:03                            |
| 52      | 2012 | 9     | 14.0      |               | 77     |             |                 |             |                 |            |                |              |                  |            |    |               |              |              |                                      |   |   |
| 52      | 2012 | 10    |           | 11            |        |             | 0.9             |             | 20.06           |            |                |              | 0.3              |            |    |               |              |              | 29                                   | 01.08.2012 10:15  | 26.10.2012 10:10                            |
| Site no | Year | Month | Temp (°C) | IVL-Temp (°C) | RH (%) | SO2 (µg/m3) | IVL-SO2 (µg/m3) | NO2 (µg/m3) | IVL-NO2 (µg/m3) | O3 (µg/m3) | IVL-O3 (µg/m3) | HNO3 (µg/m3) | IVL-HNO3 (µg/m3) | Prec. (mm) | pH | SO42- (mgS/l) | NO3- (mgN/l) | Cl- (mgCl/l) | IVL-Particle deposition (µg/cm2mont) | Date for mounting of IVL passive samplers                     | Date for demounting of IVL passive samplers |
| 53      | 2011 | 10    | 10.0      |               | 83     | 3.0         |                 | 28.0        |                 | 34         |                |              |                  | 73.00      |    |               |              |              |                                      |   |   |
| 53      | 2011 | 11    | 3.5       |               | 90     | 5.0         |                 | 36.0        |                 | 20         |                |              |                  | 0.00       |    |               |              |              |                                      |   |   |
| 53      | 2011 | 12    | 3.9       |               | 81     | 3.0         |                 | 25.0        |                 | 29         |                |              |                  | 18.00      |    |               |              |              |                                      |   |   |
| 53      | 2012 | 1     | 2.6       |               | 76     | 5.0         |                 | 16.0        |                 | 42         |                |              |                  | 91.00      |    |               |              |              |                                      |   |   |
| 53      | 2012 | 2     | -2.2      |               | 73     | 12.0        | 3.0             | 21.0        |                 | 47         |                |              |                  | 26.00      |    |               |              |              | 4                                    | HNO3: sampler lost<br>07.11.2011 14:00                        | 09.02.2012 15:00                            |
| 53      | 2012 | 3     | 8.5       |               | 68     | 2.0         |                 | 25.0        |                 | 52         |                |              |                  | 27.00      |    |               |              |              |                                      |   |   |
| 53      | 2012 | 4     | 11.0      |               | 67     | 2.0         |                 | 21.0        |                 | 62         |                |              |                  | 27.00      |    |               |              |              |                                      |   |   |
| 53      | 2012 | 5     | 17.1      | 8             | 63     | 2.0         | 2.0             | 15.0        |                 | 79         |                | 0.70         |                  | 38.00      |    |               |              |              | 11                                   | HNO3: Exposed 6 days later as clips broke<br>15.02.2012 14:00 | 11.05.2012 11:00                            |
| 53      | 2012 | 6     | 20.6      |               | 68     | 2.0         |                 | 14.0        |                 | 70         |                |              |                  | 68.00      |    |               |              |              |                                      |   |   |
| 53      | 2012 | 7     | 21.6      |               | 70     | 1.0         |                 | 12.0        |                 | 69         |                |              |                  | 131.00     |    |               |              |              |                                      |   |   |
| 53      | 2012 | 8     | 21.7      | 17            | 66     | 2.0         | 0.9             | 19.0        |                 | 73         |                | 0.95         |                  | 40.00      |    |               |              |              | 8                                    | 11.05.2012 11:00  | 10.08.2012 14:00                            |
| 53      | 2012 | 9     | 16.7      |               | 73     | 2.0         |                 | 20.0        |                 | 55         |                |              |                  | 45.00      |    |               |              |              |                                      |   |   |
| 53      | 2012 | 10    | 10.1      |               | 82     | 2.0         |                 | 27.0        |                 | 30         |                |              |                  | 44.00      |    |               |              |              |                                      |   |   |
| 53      | 2012 | 11    | 6.9       |               | 86     | 2.0         | 1.0             | 29.0        |                 | 20         |                |              |                  | 20.00      |    |               |              |              | 5                                    | 10.08.2012 14:00  | 08.11.2012 14:00                            |
| 53      | 2012 | 12    | 0.8       |               | 85     | 2.0         |                 | 31.0        |                 | 23         |                |              |                  | 52.00      |    |               |              |              |                                      |   |   |

| Site no | Year | Month | Temp (°C) | IVL-Temp (°C) | RH (%) | SO2 (µg/m3) | IVL-SO2 (µg/m3) | NO2 (µg/m3) | IVL-NO2 (µg/m3) | O3 (µg/m3) | IVL-O3 (µg/m3) | HNO3 (µg/m3) | IVL-HNO3 (µg/m3) | Prec. (mm) | pH | SO42- (mgS/l) | NO3- (mgN/l) | Cl- (mgCl/l) | IVL-Particle depositon (µg/cm2mont) | Date for mounting of IVL passive samplers | Date for demounting of IVL passive samplers     |                  |
|---------|------|-------|-----------|---------------|--------|-------------|-----------------|-------------|-----------------|------------|----------------|--------------|------------------|------------|----|---------------|--------------|--------------|-------------------------------------|---|---|------------------|
| 54      | 2011 | 10    |           |               |        |             |                 |             |                 |            |                |              |                  |            |    |               |              |              |                                     |   |   |                  |
| 54      | 2011 | 11    |           |               |        |             |                 |             |                 |            |                |              |                  |            |    |               |              |              |                                     |   |   |                  |
| 54      | 2011 | 12    |           |               |        |             |                 |             |                 |            |                |              |                  |            |    |               |              |              |                                     |   |   |                  |
| 54      | 2012 | 1     |           | 3             |        |             |                 |             |                 |            |                |              | 0.5              |            |    |               |              |              |                                     | 7   | Only HNO3 sampler available<br>17.10.2011 12:00 | 17.01.2012 12:00 |
| 54      | 2012 | 2     |           |               |        |             |                 |             |                 |            |                |              |                  |            |    |               |              |              |                                     |   |   |                  |
| 54      | 2012 | 3     |           |               |        |             |                 |             |                 |            |                |              |                  |            |    |               |              |              |                                     |   | Only HNO3 sampler available                     |                  |
| 54      | 2012 | 4     |           | 5             |        |             |                 |             |                 |            |                |              | 0.7              |            |    |               |              |              |                                     |   | 17.01.2012 12:00                                | 17.04.2012 12:00 |
| 54      | 2012 | 5     |           |               |        |             |                 |             |                 |            |                |              |                  |            |    |               |              |              |                                     |   |   |                  |
| 54      | 2012 | 6     |           |               |        |             |                 |             |                 |            |                |              |                  |            |    |               |              |              |                                     |   | Only HNO3 sampler available                     |                  |
| 54      | 2012 | 7     |           | 17            |        |             |                 |             |                 |            |                |              | 0.2              |            |    |               |              |              |                                     | 10  | 17.04.2012 12:00                                | 17.07.2012 12:00 |
| 54      | 2012 | 8     |           |               |        |             |                 |             |                 |            |                |              |                  |            |    |               |              |              |                                     |   |   |                  |
| 54      | 2012 | 9     |           |               |        |             |                 |             |                 |            |                |              |                  |            |    |               |              |              |                                     |   |   |                  |
| 54      | 2012 | 10    |           |               |        |             |                 |             |                 |            |                |              |                  |            |    |               |              |              |                                     |   |   |                  |
| Site no | Year | Month | Temp (°C) | IVL-Temp (°C) | RH (%) | SO2 (µg/m3) | IVL-SO2 (µg/m3) | NO2 (µg/m3) | IVL-NO2 (µg/m3) | O3 (µg/m3) | IVL-O3 (µg/m3) | HNO3 (µg/m3) | IVL-HNO3 (µg/m3) | Prec. (mm) | pH | SO42- (mgS/l) | NO3- (mgN/l) | Cl- (mgCl/l) | IVL-Particle depositon (µg/cm2mont) | Date for mounting of IVL passive samplers | Date for demounting of IVL passive samplers     |                  |
| 55      | 2011 | 10    | 7.1       |               | 71     |             |                 | 21.5        |                 |            |                |              |                  |            |    |               |              |              |                                     |   |   |                  |
| 55      | 2011 | 11    | 3.1       |               | 75     |             |                 | 27.2        |                 |            |                |              |                  |            |    |               |              |              |                                     |   |   |                  |
| 55      | 2011 | 12    | 1.4       |               | 79     |             |                 | 34.0        |                 |            |                |              |                  |            |    |               |              |              |                                     |   |   |                  |
| 55      | 2012 | 1     | -5.2      | 16            | 80     | 2.3         |                 | 42.0        |                 |            |                | 0.10         |                  |            |    |               |              |              |                                     | 29  | 01.10.2011 12:00                                | 11.01.2012 12:00 |
| 55      | 2012 | 2     | -11.0     |               |        |             |                 | 56.0        |                 |            |                |              |                  |            |    |               |              |              |                                     |   |   |                  |
| 55      | 2012 | 3     | -1.1      |               |        |             |                 | 47.0        |                 |            |                |              |                  |            |    |               |              |              |                                     |   |   |                  |
| 55      | 2012 | 4     | 4.8       | 8             |        | 6.6         |                 | 46.0        |                 |            |                | 0.32         |                  |            |    |               |              |              |                                     |   | 11.01.2012 12:00                                | 09.04.2012 12:00 |
| 55      | 2012 | 5     | 12.4      |               |        |             |                 | 35.7        |                 |            |                |              |                  |            |    |               |              |              |                                     |   |   |                  |
| 55      | 2012 | 6     | 14.4      |               |        |             |                 | 29.1        |                 |            |                |              |                  |            |    |               |              |              |                                     |   |   |                  |
| 55      | 2012 | 7     | 19.3      | 17            |        | 1.6         |                 | 28.3        |                 |            |                | 0.28         |                  |            |    |               |              |              |                                     | 46  | 09.04.2012 12:00                                | 06.07.2012 12:00 |
| 55      | 2012 | 8     | 16.1      |               |        |             |                 | 25.9        |                 |            |                |              |                  |            |    |               |              |              |                                     |   |   |                  |
| 55      | 2012 | 9     | 12.4      |               |        |             |                 | 27.9        |                 |            |                |              |                  |            |    |               |              |              |                                     |   |   |                  |
| 55      | 2012 | 10    | 5.9       | 19            |        | 1.7         |                 | 32.8        |                 |            |                | 0.27         |                  |            |    |               |              |              |                                     | 11  | 06.07.2012 12:00                                | 06.10.2012 12:00 |
| 55      | 2012 | 11    | 2.1       |               |        |             |                 | 31.5        |                 |            |                |              |                  |            |    |               |              |              |                                     |   |   |                  |

Table A.2: Optional data

|          |              |       | Optional                |                 |                 |                  |                  |               |                   |
|----------|--------------|-------|-------------------------|-----------------|-----------------|------------------|------------------|---------------|-------------------|
| Sampling |              |       | Precipitation           |                 |                 |                  |                  | Particles     |                   |
| period   | Conductivity | NH4+  | Na+                     | Ca2+            | Mg2+            | K+               | PM10             |               |                   |
| Site no  | Year         | Month | mS/cm                   | mgN/l           | mgNa/l          | mgCa/l           | mgMg/l           | mgK/l         | µg/m <sup>3</sup> |
| 01       | 2011         | 10    | 22                      |                 |                 |                  |                  |               | 28                |
| 01       | 2011         | 11    |                         |                 |                 |                  |                  |               | 50                |
| 01       | 2011         | 12    | 74                      |                 |                 |                  |                  |               | 13                |
| 01       | 2012         | 1     | 123                     |                 |                 |                  |                  |               | 21                |
| 01       | 2012         | 2     | 134                     |                 |                 |                  |                  |               | 44                |
| 01       | 2012         | 3     | 172                     |                 |                 |                  |                  |               | 34                |
| 01       | 2012         | 4     | 56                      |                 |                 |                  |                  |               | 23                |
| 01       | 2012         | 5     | 48                      |                 |                 |                  |                  |               | 25                |
| 01       | 2012         | 6     | 23                      |                 |                 |                  |                  |               | 18                |
| 01       | 2012         | 7     | 15                      |                 |                 |                  |                  |               | 21                |
| 01       | 2012         | 8     | 26                      |                 |                 |                  |                  |               | 23                |
| 01       | 2012         | 9     | 23                      |                 |                 |                  |                  |               | 26                |
| 01       | 2012         | 10    | 22                      |                 |                 |                  |                  |               | 23                |
| Site no  | Year         | Month | Conductivity<br>(mS/cm) | NH4+<br>(mgN/l) | Na+<br>(mgNa/l) | Ca2+<br>(mgCa/l) | Mg2+<br>(mgMg/l) | K+<br>(mgK/l) | PM10<br>(µg/m3)   |
| 03       | 2011         | 10    | 77                      |                 |                 |                  |                  |               | 33                |
| 03       | 2011         | 11    | 727                     |                 |                 |                  |                  |               | 62                |
| 03       | 2011         | 12    | 43                      |                 |                 |                  |                  |               | 17                |
| 03       | 2012         | 1     | 41                      |                 |                 |                  |                  |               | 22                |
| 03       | 2012         | 2     | 75                      |                 |                 |                  |                  |               | 41                |
| 03       | 2012         | 3     | 184                     |                 |                 |                  |                  |               | 36                |
| 03       | 2012         | 4     | 89                      |                 |                 |                  |                  |               | 27                |
| 03       | 2012         | 5     | 81                      |                 |                 |                  |                  |               | 30                |
| 03       | 2012         | 6     | 39                      |                 |                 |                  |                  |               | 25                |
| 03       | 2012         | 7     | 24                      |                 |                 |                  |                  |               | 28                |
| 03       | 2012         | 8     | 67                      |                 |                 |                  |                  |               | 32                |
| 03       | 2012         | 9     | 53                      |                 |                 |                  |                  |               | 25                |
| 03       | 2012         | 10    | 59                      |                 |                 |                  |                  |               | 32                |

| Site no | Year | Month | Conductivity (mS/cm) | NH4+ (mgN/l) | Na+ (mgNa/l) | Ca2+ (mgCa/l) | Mg2+ (mgMg/l) | K+ (mgK/l) | PM10 (µg/m3) |
|---------|------|-------|----------------------|--------------|--------------|---------------|---------------|------------|--------------|
| 10      | 2011 | 10    | 27                   | 2.60         | 2.87         | 6.01          | 1.03          | 0.22       | 24           |
| 10      | 2011 | 11    | 24                   | 0.59         | 0.40         | 1.03          | 0.20          | 0.09       | 48           |
| 10      | 2011 | 12    | 25                   | 3.52         | 5.06         | 3.82          | 0.97          | 0.31       | 17           |
| 10      | 2012 | 1     | 35                   | 0.53         | 2.04         | 1.05          | 1.04          | 0.18       | 30           |
| 10      | 2012 | 2     | 55                   | 3.87         | 1.51         | 2.17          | 1.03          | 0.19       | 38           |
| 10      | 2012 | 3     | 24                   | 1.11         | 0.20         | 2.78          | 0.97          | 0.19       | 39           |
| 10      | 2012 | 4     | 37                   | 2.19         | 0.26         | 3.88          | 0.98          | 0.23       | 23           |
| 10      | 2012 | 5     | 32                   | 1.55         | 0.45         | 2.89          | 1.00          | 0.28       | 23           |
| 10      | 2012 | 6     | 20                   | 1.02         | 0.15         | 1.18          | 0.82          | 0.18       | 17           |
| 10      | 2012 | 7     | 16                   | 0.16         | 0.07         | 0.69          | 0.31          | 0.09       | 16           |
| 10      | 2012 | 8     | 25                   | 0.28         | 0.19         | 1.37          | 0.26          | 0.21       | 19           |
| 10      | 2012 | 9     | 41                   | 0.78         | 0.89         | 1.57          | 0.09          | 0.35       | 20           |
| 10      | 2012 | 10    | 18                   | 0.29         | 0.36         | 0.66          | 0.09          | 0.14       | 23           |
| 10      | 2012 | 11    | 29                   | 0.93         | 0.67         | 1.22          | 0.08          | 0.61       | 26           |

| Site no | Year | Month | Conductivity (mS/cm) | NH4+ (mgN/l) | Na+ (mgNa/l) | Ca2+ (mgCa/l) | Mg2+ (mgMg/l) | K+ (mgK/l) | PM10 (µg/m3) |
|---------|------|-------|----------------------|--------------|--------------|---------------|---------------|------------|--------------|
| 13      | 2011 | 12    |                      |              |              |               |               |            |              |
| 13      | 2012 | 1     |                      |              |              |               |               |            |              |
| 13      | 2012 | 2     |                      |              |              |               |               |            |              |
| 13      | 2012 | 3     |                      |              |              |               |               |            |              |
| 13      | 2012 | 4     |                      |              |              |               |               |            |              |
| 13      | 2012 | 5     |                      |              |              |               |               |            |              |
| 13      | 2012 | 6     |                      |              |              |               |               |            |              |
| 13      | 2012 | 7     |                      |              |              |               |               |            |              |
| 13      | 2012 | 8     |                      |              |              |               |               |            |              |
| 13      | 2012 | 9     |                      |              |              |               |               |            |              |
| 13      | 2012 | 10    |                      |              |              |               |               |            |              |
| 13      | 2012 | 11    |                      |              |              |               |               |            |              |
| 13      | 2012 | 12    |                      |              |              |               |               |            |              |

| Site no | Year | Month | Conductivity (mS/cm) | NH4+ (mgN/l) | Na+ (mgNa/l) | Ca2+ (mgCa/l) | Mg2+ (mgMg/l) | K+ (mgK/l) | PM10 (µg/m3) |
|---------|------|-------|----------------------|--------------|--------------|---------------|---------------|------------|--------------|
| 14      | 2011 | 12    |                      |              |              |               |               |            |              |
| 14      | 2012 | 1     |                      |              |              |               |               |            |              |
| 14      | 2012 | 2     |                      |              |              |               |               |            |              |
| 14      | 2012 | 3     |                      |              |              |               |               |            |              |
| 14      | 2012 | 4     |                      |              |              |               |               |            |              |
| 14      | 2012 | 5     |                      |              |              |               |               |            |              |
| 14      | 2012 | 6     |                      |              |              |               |               |            |              |
| 14      | 2012 | 7     |                      |              |              |               |               |            |              |
| 14      | 2012 | 8     |                      |              |              |               |               |            |              |
| 14      | 2012 | 9     |                      |              |              |               |               |            |              |
| 14      | 2012 | 10    |                      |              |              |               |               |            |              |
| 14      | 2012 | 11    |                      |              |              |               |               |            |              |
| 14      | 2012 | 12    |                      |              |              |               |               |            |              |

| Site no | Year | Month | Conductivity (mS/cm) | NH4+ (mgN/l) | Na+ (mgNa/l) | Ca2+ (mgCa/l) | Mg2+ (mgMg/l) | K+ (mgK/l) | PM10 (µg/m3) |
|---------|------|-------|----------------------|--------------|--------------|---------------|---------------|------------|--------------|
| 15      | 2011 | 12    |                      |              |              |               |               |            |              |
| 15      | 2012 | 1     |                      |              |              |               |               |            |              |
| 15      | 2012 | 2     |                      |              |              |               |               |            |              |
| 15      | 2012 | 3     |                      |              |              |               |               |            |              |
| 15      | 2012 | 4     |                      |              |              |               |               |            |              |
| 15      | 2012 | 5     |                      |              |              |               |               |            |              |
| 15      | 2012 | 6     |                      |              |              |               |               |            |              |
| 15      | 2012 | 7     |                      |              |              |               |               |            |              |
| 15      | 2012 | 8     |                      |              |              |               |               |            |              |
| 15      | 2012 | 9     |                      |              |              |               |               |            |              |
| 15      | 2012 | 10    |                      |              |              |               |               |            |              |
| 15      | 2012 | 11    |                      |              |              |               |               |            |              |
| 15      | 2012 | 12    |                      |              |              |               |               |            |              |

| Site no | Year | Month | Conductivity (mS/cm) | NH4+ (mgN/l) | Na+ (mgNa/l) | Ca2+ (mgCa/l) | Mg2+ (mgMg/l) | K+ (mgK/l) | PM10 (µg/m3) |
|---------|------|-------|----------------------|--------------|--------------|---------------|---------------|------------|--------------|
| 16      | 2011 | 12    |                      |              |              |               |               |            |              |
| 16      | 2012 | 1     |                      |              |              |               |               |            |              |
| 16      | 2012 | 2     |                      |              |              |               |               |            |              |
| 16      | 2012 | 3     |                      |              |              |               |               |            |              |
| 16      | 2012 | 4     |                      |              |              |               |               |            |              |
| 16      | 2012 | 5     |                      |              |              |               |               |            |              |
| 16      | 2012 | 6     |                      |              |              |               |               |            |              |
| 16      | 2012 | 7     |                      |              |              |               |               |            |              |
| 16      | 2012 | 8     |                      |              |              |               |               |            |              |
| 16      | 2012 | 9     |                      |              |              |               |               |            |              |
| 16      | 2012 | 10    |                      |              |              |               |               |            |              |
| 16      | 2012 | 11    |                      |              |              |               |               |            |              |
| 16      | 2012 | 12    |                      |              |              |               |               |            |              |

| Site no | Year | Month | Conductivity (mS/cm) | NH4+ (mgN/l) | Na+ (mgNa/l) | Ca2+ (mgCa/l) | Mg2+ (mgMg/l) | K+ (mgK/l) | PM10 (µg/m3) |
|---------|------|-------|----------------------|--------------|--------------|---------------|---------------|------------|--------------|
| 21      | 2011 | 10    | 24                   | 0.73         | 1.39         | 0.41          | 0.19          | 0.14       |              |
| 21      | 2011 | 11    | 54                   | 1.61         | 3.30         | 1.53          | 0.46          | 0.39       |              |
| 21      | 2011 | 12    | 26                   | 0.36         | 2.67         | 0.35          | 0.33          | 0.19       |              |
| 21      | 2012 | 1     | 23                   | 0.35         | 2.60         | 0.25          | 0.19          | 0.11       |              |
| 21      | 2012 | 2     | 144                  | 2.35         | 18.79        | 2.37          | 0.72          | 0.52       |              |
| 21      | 2012 | 3     | 68                   | 0.36         | 21.16        | 13.00         | 1.48          | 1.35       |              |
| 21      | 2012 | 4     | 18                   | 0.71         | 0.35         | 0.52          | 0.08          | 0.12       |              |
| 21      | 2012 | 5     | 12                   | 0.44         | 0.31         | 0.44          | 0.08          | 0.18       |              |
| 21      | 2012 | 6     | 13                   | 0.23         | 0.55         | 0.31          | 0.11          | 0.08       |              |
| 21      | 2012 | 7     | 9                    | 0.06         | 0.16         | 0.13          | 0.04          | 0.04       |              |
| 21      | 2012 | 8     | 14                   | 0.11         | 0.29         | 0.28          | 0.06          | 0.08       |              |
| 21      | 2012 | 9     | 6                    | -0.01        | 0.31         | 0.25          | 0.06          | 0.19       |              |
| 21      | 2012 | 10    |                      |              |              |               |               |            |              |

| Site no | Year | Month | Conductivity (mS/cm) | NH4+ (mgN/l) | Na+ (mgNa/l) | Ca2+ (mgCa/l) | Mg2+ (mgMg/l) | K+ (mgK/l) | PM10 (µg/m3) |
|---------|------|-------|----------------------|--------------|--------------|---------------|---------------|------------|--------------|
| 23      | 2011 | 10    | 33                   | 0.51         | 1.78         | 0.14          | 0.22          | 0.16       | 10           |
| 23      | 2011 | 11    | 49                   | 0.98         | 3.25         | 0.21          | 0.40          | 0.22       | 9            |
| 23      | 2011 | 12    | 46                   | 0.16         | 4.99         | 0.23          | 0.63          | 0.24       | 4            |
| 23      | 2012 | 1     | 30                   | 0.21         | 2.95         | 0.14          | 0.34          | 0.11       | 5            |
| 23      | 2012 | 2     | 42                   | 0.44         | 3.31         | 0.21          | 0.40          | 0.17       | 5            |
| 23      | 2012 | 3     | 14                   | 0.72         | 1.58         | 0.24          | 0.07          | 0.75       | 8            |
| 23      | 2012 | 4     | 18                   | 0.76         | 0.54         | 0.25          | 0.06          | 0.06       | 7            |
| 23      | 2012 | 5     | 23                   | 0.41         | 0.63         | 0.42          | 0.07          | 0.07       | 8            |
| 23      | 2012 | 6     | 15                   | 0.25         | 0.75         | 0.31          | 0.10          | 0.07       | 3            |
| 23      | 2012 | 7     | 14                   | 0.22         | 0.29         | 0.26          | 0.05          | 0.08       | 2            |
| 23      | 2012 | 8     | 14                   | 0.53         | 0.45         | 0.18          | 0.05          | 0.06       | 5            |
| 23      | 2012 | 9     | 11                   | 0.15         | 0.86         | 0.18          | 0.12          | 0.07       | 4            |
| 23      | 2012 | 10    |                      |              |              |               |               |            |              |

| Site no | Year | Month | Conductivity (mS/cm) | NH4+ (mgN/l) | Na+ (mgNa/l) | Ca2+ (mgCa/l) | Mg2+ (mgMg/l) | K+ (mgK/l) | PM10 (µg/m3) |
|---------|------|-------|----------------------|--------------|--------------|---------------|---------------|------------|--------------|
| 24      | 2011 | 10    |                      |              |              |               |               |            | averages     |
| 24      | 2011 | 11    |                      |              |              |               |               |            |              |
| 24      | 2011 | 12    |                      |              |              |               |               |            | 15           |
| 24      | 2012 | 1     |                      |              |              |               |               |            |              |
| 24      | 2012 | 2     |                      |              |              |               |               |            |              |
| 24      | 2012 | 3     |                      |              |              |               |               |            |              |
| 24      | 2012 | 4     |                      |              |              |               |               |            |              |
| 24      | 2012 | 5     |                      |              |              |               |               |            |              |
| 24      | 2012 | 6     |                      |              |              |               |               |            |              |
| 24      | 2012 | 7     |                      |              |              |               |               |            |              |
| 24      | 2012 | 8     |                      |              |              |               |               |            |              |
| 24      | 2012 | 9     |                      |              |              |               |               |            |              |
| 24      | 2012 | 10    |                      |              |              |               |               |            |              |
| 24      | 2012 | 11    |                      |              |              |               |               |            |              |
| 24      | 2012 | 12    |                      |              |              |               |               |            | 13           |

| Site no | Year | Month | Conductivity (mS/cm) | NH4+ (mgN/l) | Na+ (mgNa/l) | Ca2+ (mgCa/l) | Mg2+ (mgMg/l) | K+ (mgK/l) | PM10 (µg/m3)    |
|---------|------|-------|----------------------|--------------|--------------|---------------|---------------|------------|-----------------|
| 26      | 2011 | 10    |                      |              |              |               |               |            | Annual averages |
| 26      | 2011 | 11    |                      |              |              |               |               |            |                 |
| 26      | 2011 | 12    |                      |              |              |               |               |            |                 |
| 26      | 2012 | 1     |                      |              |              |               |               |            |                 |
| 26      | 2012 | 2     |                      |              |              |               |               |            |                 |
| 26      | 2012 | 3     |                      |              |              |               |               |            |                 |
| 26      | 2012 | 4     |                      |              |              |               |               |            |                 |
| 26      | 2012 | 5     |                      |              |              |               |               |            |                 |
| 26      | 2012 | 6     |                      |              |              |               |               |            |                 |
| 26      | 2012 | 7     |                      |              |              |               |               |            |                 |
| 26      | 2012 | 8     |                      |              |              |               |               |            |                 |
| 26      | 2012 | 9     |                      |              |              |               |               |            |                 |
| 26      | 2012 | 10    |                      |              |              |               |               |            |                 |
| 26      | 2012 | 11    |                      |              |              |               |               |            |                 |
| 26      | 2012 | 12    |                      |              |              |               |               |            | 7               |



| Site no | Year | Month | Conductivity (mS/cm) | NH <sub>4</sub> <sup>+</sup> (mgN/l) | Na <sup>+</sup> (mgNa/l) | Ca <sup>2+</sup> (mgCa/l) | Mg <sup>2+</sup> (mgMg/l) | K <sup>+</sup> (mgK/l) | PM10 (µg/m <sup>3</sup> ) |
|---------|------|-------|----------------------|--------------------------------------|--------------------------|---------------------------|---------------------------|------------------------|---------------------------|
| 31      | 2011 | 10    | 13                   | 0.49                                 | 0.71                     | 0.79                      | 0.16                      | 0.15                   | 17                        |
| 31      | 2011 | 11    | 9                    | 0.37                                 | 0.36                     | 0.50                      | 0.08                      | 0.03                   | 16                        |
| 31      | 2011 | 12    | 14                   | 0.55                                 | 0.22                     | 0.97                      | 0.13                      | 0.06                   | 18                        |
| 31      | 2012 | 1     | 19                   | 0.67                                 | 0.37                     | 1.35                      | 0.16                      | 0.11                   | 19                        |
| 31      | 2012 | 2     | 14                   | 0.40                                 | 0.44                     | 0.89                      | 0.10                      | 0.08                   | 11                        |
| 31      | 2012 | 3     | 7                    | 0.46                                 | 0.06                     | 0.21                      | 0.02                      | 0.03                   | 15                        |
| 31      | 2012 | 4     | 11                   | 0.65                                 | 0.23                     | 0.42                      | 0.04                      | 0.16                   | 7                         |
| 31      | 2012 | 5     | 5                    | 0.34                                 | 0.31                     | 0.37                      | 0.04                      | 0.04                   | 13                        |
| 31      | 2012 | 6     |                      |                                      |                          |                           |                           |                        | 17                        |
| 31      | 2012 | 7     |                      |                                      |                          |                           |                           |                        | 16                        |
| 31      | 2012 | 8     |                      |                                      |                          |                           |                           |                        | 23                        |
| 31      | 2012 | 9     | 12                   | 0.17                                 | 0.32                     | 0.83                      | 0.09                      | 0.12                   | 14                        |
| 31      | 2012 | 10    |                      |                                      |                          |                           |                           |                        |                           |
|         |      |       |                      |                                      |                          |                           |                           |                        |                           |
|         |      |       |                      |                                      |                          |                           |                           |                        |                           |
| Site no | Year | Month | Conductivity (mS/cm) | NH <sub>4</sub> <sup>+</sup> (mgN/l) | Na <sup>+</sup> (mgNa/l) | Ca <sup>2+</sup> (mgCa/l) | Mg <sup>2+</sup> (mgMg/l) | K <sup>+</sup> (mgK/l) | PM10 (µg/m <sup>3</sup> ) |
| 33      | 2011 | 10    | 5                    | 0.04                                 | 0.16                     | 0.32                      | 0.04                      | 0.04                   | 15                        |
| 33      | 2011 | 11    | 8                    | 0.15                                 | 0.40                     | 0.41                      | 0.07                      | 0.04                   | 6                         |
| 33      | 2011 | 12    | 11                   | 0.21                                 | 0.14                     | 0.29                      | 0.03                      | 0.13                   | 5                         |
| 33      | 2012 | 1     | 16                   | 1.02                                 | 0.12                     | 0.65                      | 0.06                      | 0.14                   | 8                         |
| 33      | 2012 | 2     | 16                   | 1.10                                 | 0.04                     | 0.21                      | 0.03                      | 0.07                   | 9                         |
| 33      | 2012 | 3     | 13                   | 0.62                                 | 0.10                     | 0.71                      | 0.06                      | 0.19                   | 10                        |
| 33      | 2012 | 4     | 7                    | 0.26                                 | 0.16                     | 0.27                      | 0.04                      | 0.06                   | 5                         |
| 33      | 2012 | 5     | 6                    | 0.10                                 | 0.26                     | 0.22                      | 0.04                      | 0.05                   | 12                        |
| 33      | 2012 | 6     | 38                   |                                      |                          |                           |                           |                        | 16                        |
| 33      | 2012 | 7     | 44                   | 0.96                                 | 0.59                     | 5.49                      | 0.32                      | 0.34                   | 16                        |
| 33      | 2012 | 8     |                      |                                      |                          |                           |                           |                        | 29                        |
| 33      | 2012 | 9     | 5                    | 0.14                                 | 0.10                     | 0.30                      | 0.03                      | 0.04                   | 14                        |
| 33      | 2012 | 10    |                      |                                      |                          |                           |                           |                        |                           |
|         |      |       |                      |                                      |                          |                           |                           |                        |                           |
|         |      |       |                      |                                      |                          |                           |                           |                        |                           |
| Site no | Year | Month | Conductivity (mS/cm) | NH <sub>4</sub> <sup>+</sup> (mgN/l) | Na <sup>+</sup> (mgNa/l) | Ca <sup>2+</sup> (mgCa/l) | Mg <sup>2+</sup> (mgMg/l) | K <sup>+</sup> (mgK/l) | PM10 (µg/m <sup>3</sup> ) |
| 40      | 2011 | 10    | 24                   | 0.42                                 | 1.32                     | 1.22                      | 0.19                      | 0.10                   |                           |
| 40      | 2011 | 11    | 20                   | 0.31                                 | 0.09                     | 0.24                      | 0.02                      | 0.16                   |                           |
| 40      | 2011 | 12    | 22                   | 0.42                                 | 1.50                     | 0.68                      | 0.21                      | 0.10                   |                           |
| 40      | 2012 | 1     | 70                   | 0.78                                 | 5.53                     | 3.64                      | 0.74                      | 0.33                   |                           |
| 40      | 2012 | 2     | 149                  |                                      |                          |                           |                           |                        |                           |
| 40      | 2012 | 3     | 48                   | 1.84                                 | 1.69                     | 2.74                      | 0.24                      | 0.21                   |                           |
| 40      | 2012 | 4     | 39                   | 0.98                                 | 1.18                     | 3.11                      | 0.23                      | 0.19                   |                           |
| 40      | 2012 | 5     | 21                   | 0.96                                 | 0.26                     | 0.98                      | 0.06                      | 0.11                   |                           |
| 40      | 2012 | 6     | 19                   | 0.63                                 | 0.45                     | 1.19                      | 0.09                      | 0.10                   |                           |
| 40      | 2012 | 7     | 12                   | 0.48                                 | 0.18                     | 0.54                      | 0.04                      | 0.09                   |                           |
| 40      | 2012 | 8     |                      | 3.94                                 | 0.98                     | 2.03                      | 0.18                      | 0.33                   |                           |
| 40      | 2012 | 9     | 21                   | 0.44                                 | 0.60                     | 2.02                      | 0.12                      | 0.13                   |                           |
| 40      | 2012 | 10    |                      |                                      |                          |                           |                           |                        |                           |

| Site no | Year | Month | Conductivity (mS/cm) | NH4+ (mgN/l) | Na+ (mgNa/l) | Ca2+ (mgCa/l) | Mg2+ (mgMg/l) | K+ (mgK/l) | PM10 (µg/m3) |
|---------|------|-------|----------------------|--------------|--------------|---------------|---------------|------------|--------------|
| 41      | 2011 | 10    |                      | 2.39         | 0.45         | 0.37          | 0.07          | 0.22       | 30           |
| 41      | 2011 | 11    |                      | 6.13         | 0.38         | 0.41          | 0.07          | 0.25       | 54           |
| 41      | 2011 | 12    |                      | 1.13         | 0.47         | 0.18          | 0.05          | 0.10       | 16           |
| 41      | 2012 | 1     |                      | 1.58         | 0.80         | 0.29          | 0.07          | 0.16       | 26           |
| 41      | 2012 | 2     |                      | 2.68         | 0.94         | 0.36          | 0.09          | 0.18       | 31           |
| 41      | 2012 | 3     |                      | 3.45         | 0.73         | 0.61          | 0.12          | 0.11       | 35           |
| 41      | 2012 | 4     |                      | 1.22         | 0.41         | 0.60          | 0.07          | 0.12       | 26           |
| 41      | 2012 | 5     |                      | 1.00         | 0.37         | 0.45          | 0.07          | 0.10       | 24           |
| 41      | 2012 | 6     |                      | 0.81         | 0.30         | 0.27          | 0.08          | 0.14       | 21           |
| 41      | 2012 | 7     |                      | 0.82         | 0.22         | 0.32          | 0.05          | 0.11       | 22           |
| 41      | 2012 | 8     |                      | 1.02         | 0.40         | 0.37          | 0.07          | 0.13       | 26           |
| 41      | 2012 | 9     |                      | 0.59         | 0.51         | 0.47          | 0.09          | 0.12       | 24           |
| 41      | 2012 | 10    |                      | 1.01         | 0.46         | 0.49          | 0.08          | 0.19       | 27           |

| Site no | Year | Month | Conductivity (mS/cm) | NH4+ (mgN/l) | Na+ (mgNa/l) | Ca2+ (mgCa/l) | Mg2+ (mgMg/l) | K+ (mgK/l)  | PM10 (µg/m3) |
|---------|------|-------|----------------------|--------------|--------------|---------------|---------------|-------------|--------------|
| 44      | 2011 | 10    | <b>9</b>             | <b>0.16</b>  | <b>0.11</b>  | <b>0.14</b>   | <b>0.03</b>   | <b>0.05</b> |              |
| 44      | 2011 | 11    | 15                   | 0.05         | 1.07         | 0.10          | 0.16          | 0.06        |              |
| 44      | 2011 | 12    | 22                   | 0.08         | 0.47         | 0.12          | 0.10          | 0.03        |              |
| 44      | 2012 | 1     | 16                   | 0.04         | 1.05         | 0.11          | 0.15          | 0.09        |              |
| 44      | 2012 | 2     | 18                   | 0.15         | 0.94         | 0.32          | 0.10          | 0.25        |              |
| 44      | 2012 | 3     | 23                   | 0.14         | 2.27         | 0.27          | 0.26          | 0.29        |              |
| 44      | 2012 | 4     | 43                   | 0.12         | 2.57         | 0.29          | 0.35          | 0.13        |              |
| 44      | 2012 | 5     | 15                   | 0.34         | 0.16         | 0.19          | 0.05          | 0.05        |              |
| 44      | 2012 | 6     | 11                   | 0.03         | 0.47         | 0.06          | 0.08          | 0.04        |              |
| 44      | 2012 | 7     | 25                   | 0.11         | 0.44         | 0.22          | 0.09          | 0.16        |              |
| 44      | 2012 | 8     | 9                    | 0.03         | 0.07         | 0.04          | 0.03          | 0.04        |              |
| 44      | 2012 | 9     | 8                    | 0.13         | 0.12         | 0.09          | 0.03          | 0.09        |              |
| 44      | 2012 | 10    |                      |              |              |               |               |             |              |

| Site no | Year | Month | Conductivity (mS/cm) | NH4+ (mgN/l) | Na+ (mgNa/l) | Ca2+ (mgCa/l) | Mg2+ (mgMg/l) | K+ (mgK/l) | PM10 (µg/m3) |
|---------|------|-------|----------------------|--------------|--------------|---------------|---------------|------------|--------------|
| 45      | 2011 | 10    | 5                    | 0.17         | 0.08         | 0.08          | 0.01          | 0.05       | 9            |
| 45      | 2011 | 11    | 4                    | 0.11         | 0.04         | 0.09          | 0.01          | 0.05       | 5            |
| 45      | 2011 | 12    | 5                    | 0.06         | 0.10         | 0.05          | 0.01          | 0.02       | 2            |
| 45      | 2012 | 1     | 10                   | 0.12         | 0.29         | 0.04          | 0.03          | 0.02       | 3            |
| 45      | 2012 | 2     | 12                   | 0.18         | 0.15         | 0.06          | 0.01          | 0.01       | 13           |
| 45      | 2012 | 3     | 8                    | 0.55         | 0.08         | 0.18          | 0.01          | 0.03       | 15           |
| 45      | 2012 | 4     | 7                    | 0.40         | 0.05         | 0.16          | 0.01          | 0.02       | 6            |
| 45      | 2012 | 5     | 7                    | 0.28         | 0.08         | 0.29          | 0.02          | 0.03       | 7            |
| 45      | 2012 | 6     | 7                    | 0.22         | 0.06         | 0.41          | 0.03          | 0.04       | 9            |
| 45      | 2012 | 7     | 7                    | 0.31         | 0.05         | 0.28          | 0.02          | 0.04       | 8            |
| 45      | 2012 | 8     | 8                    | 0.30         | 0.08         | 0.51          | 0.04          | 0.04       | 11           |
| 45      | 2012 | 9     | 6                    | 0.35         | 0.08         | 0.19          | 0.02          | 0.06       | 8            |
| 45      | 2012 | 10    |                      |              |              |               |               |            |              |

| Site no | Year | Month | Conductivity (mS/cm) | NH4+ (mgN/l) | Na+ (mgNa/l) | Ca2+ (mgCa/l) | Mg2+ (mgMg/l) | K+ (mgK/l) | PM10 (µg/m3) |
|---------|------|-------|----------------------|--------------|--------------|---------------|---------------|------------|--------------|
| 50      | 2011 | 10    |                      |              |              |               |               |            | 61           |
| 50      | 2011 | 11    |                      |              |              |               |               |            | 116          |
| 50      | 2011 | 12    |                      |              |              |               |               |            | 47           |
| 50      | 2012 | 1     |                      |              |              |               |               |            | 54           |
| 50      | 2012 | 2     |                      |              |              |               |               |            | 138          |
| 50      | 2012 | 3     |                      |              |              |               |               |            | 75           |
| 50      | 2012 | 4     |                      |              |              |               |               |            | 44           |
| 50      | 2012 | 5     |                      |              |              |               |               |            | 37           |
| 50      | 2012 | 6     |                      |              |              |               |               |            | 28           |
| 50      | 2012 | 7     |                      |              |              |               |               |            | 29           |
| 50      | 2012 | 8     |                      |              |              |               |               |            | 38           |
| 50      | 2012 | 9     |                      |              |              |               |               |            | 38           |
| 50      | 2012 | 10    |                      |              |              |               |               |            | 49           |
| 50      | 2012 | 11    |                      |              |              |               |               |            | 65           |

| Site no | Year | Month | Conductivity (mS/cm) | NH4+ (mgN/l) | Na+ (mgNa/l) | Ca2+ (mgCa/l) | Mg2+ (mgMg/l) | K+ (mgK/l) | PM10 (µg/m3) |
|---------|------|-------|----------------------|--------------|--------------|---------------|---------------|------------|--------------|
| 51      | 2011 | 10    |                      |              |              |               |               |            | 41           |
| 51      | 2011 | 11    |                      |              |              |               |               |            | 54           |
| 51      | 2011 | 12    |                      |              |              |               |               |            | 52           |
| 51      | 2012 | 1     |                      |              |              |               |               |            | 41           |
| 51      | 2012 | 2     |                      |              |              |               |               |            | 33           |
| 51      | 2012 | 3     |                      |              |              |               |               |            | 40           |
| 51      | 2012 | 4     |                      |              |              |               |               |            | 32           |
| 51      | 2012 | 5     |                      |              |              |               |               |            | 27           |
| 51      | 2012 | 6     |                      |              |              |               |               |            | 24           |
| 51      | 2012 | 7     |                      |              |              |               |               |            | 31           |
| 51      | 2012 | 8     |                      |              |              |               |               |            | 30           |
| 51      | 2012 | 9     |                      |              |              |               |               |            | 27           |
| 51      | 2012 | 10    |                      |              |              |               |               |            | 28           |
| 51      | 2012 | 11    |                      |              |              |               |               |            | 27           |

| Site no | Year | Month | Conductivity (mS/cm) | NH4+ (mgN/l) | Na+ (mgNa/l) | Ca2+ (mgCa/l) | Mg2+ (mgMg/l) | K+ (mgK/l) | PM10 (µg/m3) |
|---------|------|-------|----------------------|--------------|--------------|---------------|---------------|------------|--------------|
| 52      | 2011 | 10    |                      |              |              |               |               |            |              |
| 52      | 2011 | 11    |                      |              |              |               |               |            |              |
| 52      | 2011 | 12    |                      |              |              |               |               |            |              |
| 52      | 2012 | 1     |                      |              |              |               |               |            |              |
| 52      | 2012 | 2     |                      |              |              |               |               |            |              |
| 52      | 2012 | 3     |                      |              |              |               |               |            |              |
| 52      | 2012 | 4     |                      |              |              |               |               |            |              |
| 52      | 2012 | 5     |                      |              |              |               |               |            |              |
| 52      | 2012 | 6     |                      |              |              |               |               |            |              |
| 52      | 2012 | 7     |                      |              |              |               |               |            |              |
| 52      | 2012 | 8     |                      |              |              |               |               |            |              |
| 52      | 2012 | 9     |                      |              |              |               |               |            |              |
| 52      | 2012 | 10    |                      |              |              |               |               |            |              |

| Site no | Year | Month | Conductivity (mS/cm) | NH4+ (mgN/l) | Na+ (mgNa/l) | Ca2+ (mgCa/l) | Mg2+ (mgMg/l) | K+ (mgK/l) | PM10 (µg/m3) |
|---------|------|-------|----------------------|--------------|--------------|---------------|---------------|------------|--------------|
| 53      | 2011 | 10    |                      |              |              |               |               |            | 25           |
| 53      | 2011 | 11    |                      |              |              |               |               |            | 51           |
| 53      | 2011 | 12    |                      |              |              |               |               |            | 16           |
| 53      | 2012 | 1     |                      |              |              |               |               |            | 21           |
| 53      | 2012 | 2     |                      |              |              |               |               |            | 34           |
| 53      | 2012 | 3     |                      |              |              |               |               |            | 25           |
| 53      | 2012 | 4     |                      |              |              |               |               |            | 19           |
| 53      | 2012 | 5     |                      |              |              |               |               |            | 18           |
| 53      | 2012 | 6     |                      |              |              |               |               |            | 15           |
| 53      | 2012 | 7     |                      |              |              |               |               |            | 16           |
| 53      | 2012 | 8     |                      |              |              |               |               |            | 16           |
| 53      | 2012 | 9     |                      |              |              |               |               |            | 17           |
| 53      | 2012 | 10    |                      |              |              |               |               |            | 23           |
| 53      | 2012 | 11    |                      |              |              |               |               |            | 29           |
| 53      | 2012 | 11    |                      |              |              |               |               |            | 24           |

| Site no | Year | Month | Conductivity (mS/cm) | NH4+ (mgN/l) | Na+ (mgNa/l) | Ca2+ (mgCa/l) | Mg2+ (mgMg/l) | K+ (mgK/l) | PM10 (µg/m3) |
|---------|------|-------|----------------------|--------------|--------------|---------------|---------------|------------|--------------|
| 54      | 2011 | 10    |                      |              |              |               |               |            |              |
| 54      | 2011 | 11    |                      |              |              |               |               |            |              |
| 54      | 2011 | 12    |                      |              |              |               |               |            |              |
| 54      | 2012 | 1     |                      |              |              |               |               |            |              |
| 54      | 2012 | 2     |                      |              |              |               |               |            |              |
| 54      | 2012 | 3     |                      |              |              |               |               |            |              |
| 54      | 2012 | 4     |                      |              |              |               |               |            |              |
| 54      | 2012 | 5     |                      |              |              |               |               |            |              |
| 54      | 2012 | 6     |                      |              |              |               |               |            |              |
| 54      | 2012 | 7     |                      |              |              |               |               |            |              |
| 54      | 2012 | 8     |                      |              |              |               |               |            |              |
| 54      | 2012 | 9     |                      |              |              |               |               |            |              |
| 54      | 2012 | 10    |                      |              |              |               |               |            |              |

| Site no | Year | Month | Conductivity (mS/cm) | NH4+ (mgN/l) | Na+ (mgNa/l) | Ca2+ (mgCa/l) | Mg2+ (mgMg/l) | K+ (mgK/l) | PM10 (µg/m3) |
|---------|------|-------|----------------------|--------------|--------------|---------------|---------------|------------|--------------|
| 55      | 2011 | 10    |                      |              |              |               |               |            | 20           |
| 55      | 2011 | 11    |                      |              |              |               |               |            | 18           |
| 55      | 2011 | 12    |                      |              |              |               |               |            | 9            |
| 55      | 2012 | 1     |                      |              |              |               |               |            | 21           |
| 55      | 2012 | 2     |                      |              |              |               |               |            | 31           |
| 55      | 2012 | 3     |                      |              |              |               |               |            | 19           |
| 55      | 2012 | 4     |                      |              |              |               |               |            | 16           |
| 55      | 2012 | 5     |                      |              |              |               |               |            | 12           |
| 55      | 2012 | 6     |                      |              |              |               |               |            | 20           |
| 55      | 2012 | 7     |                      |              |              |               |               |            | 12           |
| 55      | 2012 | 8     |                      |              |              |               |               |            | 11           |
| 55      | 2012 | 9     |                      |              |              |               |               |            | 18           |
| 55      | 2012 | 10    |                      |              |              |               |               |            | 14           |
| 55      | 2012 | 11    |                      |              |              |               |               |            | 32           |

## **Appendix B**

**Annual average values for the test sites for the exposure period.**



Table B.1: Mandatory data including measurement with IVL samplers (grey cells)

|         |                 | Mandatory |    |                   |                             |                   |                             |                   |                            |                   |                              |               |      |                    |                   |        |  |
|---------|-----------------|-----------|----|-------------------|-----------------------------|-------------------|-----------------------------|-------------------|----------------------------|-------------------|------------------------------|---------------|------|--------------------|-------------------|--------|--|
|         |                 | Climate   |    | Gases             |                             |                   |                             |                   |                            |                   |                              | Precipitation |      |                    |                   |        | Particles  |
|         | Sampling period | Temp      | RH | SO <sub>2</sub>   | IVL-passive SO <sub>2</sub> | NO <sub>2</sub>   | IVL-passive NO <sub>2</sub> | O <sub>3</sub>    | IVL-passive O <sub>3</sub> | HNO <sub>3</sub>  | IVL-passive HNO <sub>3</sub> | Amount        | H+   | SO <sub>4</sub> 2- | NO <sub>3</sub> - | Cl-    | IVL passive sampler. Three- or four-monthly averages, (µg/cm <sup>2</sup> month) |
| Site no | Year            | ° C       | %  | µg/m <sup>3</sup> | µg/m <sup>3</sup>           | µg/m <sup>3</sup> | µg/m <sup>3</sup>           | µg/m <sup>3</sup> | µg/m <sup>3</sup>          | µg/m <sup>3</sup> | µg/m <sup>3</sup>            | mm            | pH   | mgS/l              | mgN/l             | mgCl/l |  |
| 01      | 11/12           | 10.2      | 70 | 6.4               | 2.4                         | 42.7              |                             | 38                |                            |                   | 0.90                         | 534           | 4.82 | 6.71               | 13.00             | 13.51  | 20.0   |
| 03      | 11/12           | 9.6       | 79 | 19.0              | 12.4                        | 27.0              |                             | 50                |                            |                   | 0.48                         | 417           | 4.96 | 8.06               | 13.87             | 12.18  | 12.0   |
| 10      | 11/12           | 11.1      | 75 | 9.3               | 7.7                         | 27.8              |                             | 35                |                            |                   | 0.54                         | 849           | 5.38 | 3.81               | 1.95              | 3.38   | 21.2   |
| 13      | 11/12           | 17.8      | 53 |                   | 1.1                         | 63.3              |                             | 51                |                            |                   | 0.84                         | 625           |      |                    |                   |        | 21.7   |
| 14      | 11/12           | 15.7      | 71 | 1.1               | 0.8                         | 10.3              | 6.6                         | 85                |                            |                   | 0.67                         | 585           |      |                    |                   |        | 12.4   |
| 15      | 11/12           | 13.9      | 63 | 2.2               |                             | 32.6              |                             | 44                |                            |                   |                              | 583           |      |                    |                   |        |  |
| 16      | 11/12           | 14.5      | 77 | 1.8               | 2.9                         | 32.4              |                             | 53                |                            |                   | 1.10                         | 588           |      |                    |                   |        | 8.2  |
| 21      | 11/12           | 7.4       | 74 |                   | 0.6                         | 30.3              |                             |                   | 34                         |                   | 0.20                         | 715           | 5.08 | 0.36               | 0.37              | 1.74   | 12.9   |
| 23      | 11/12           | 6.8       | 77 | 0.2               | 0.2                         | 1.3               |                             | 55                | 53                         | 0.75              | 0.10                         | 1544          | 4.88 | 0.40               | 0.41              | 3.15   | 6.3  |
| 24      | 11/12           | 7.8       | 77 | 0.9               | 0.5                         | 11.5              | 10.8                        | 51                | 55                         |                   | 0.30                         | 428           | 5.56 | 0.19               | 0.23              | 0.34   | 16.1   |
| 26      | 11/12           | 6.7       | 86 | 0.4               | 0.3                         | 2.0               | 1.7                         | 54                | 48                         |                   | 0.09                         | 511           | 4.93 | 0.23               | 0.31              | 0.55   | 3.9  |
| 31      | 11/12           | 16.2      | 43 | 0.6               | 0.5                         | 31.8              |                             | 64                |                            |                   | 0.94                         | 283           | 6.32 | 0.23               | 0.26              | 0.46   | 6.7  |
| 33      | 11/12           | 15.4      | 58 | 0.4               | 0.3                         | 3.3               |                             | 84                |                            |                   | 0.44                         | 430           | 5.84 | 0.19               | 0.19              | 0.40   | 5.3  |
| 40      | 11/12           | 13.2      | 70 |                   | 1.6                         |                   | 27.0                        |                   | 38                         |                   | 0.50                         | 382           | 5.77 | 0.51               | 0.43              | 1.67   | 11.4   |
| 41      | 11/12           | 10.0      | 72 | 2.8               | 1.4                         | 43.7              |                             | 43                |                            |                   | 0.33                         | 570           |      | 2.24               | 2.46              | 0.50   | 81.5   |
| 44      | 11/12           | -0.5      | 78 | 7.4               | 4.3                         | 1.3               |                             |                   | 58                         |                   | 0.07                         | 497           | 4.83 | 0.36               | 0.12              | 0.87   | 5.0  |
| 45      | 11/12           | 7.0       | 79 |                   | 0.4                         | 5.8               |                             | 80                |                            |                   | 0.35                         | 1108          | 5.35 | 0.15               | 0.19              | 0.17   | 6.8  |
| 50      | 11/12           | 8.8       | 74 | 16.2              | 10.0                        | 31.8              |                             | 38                |                            |                   | 0.69                         |               |      |                    |                   |        | 27.1   |
| 51      | 11/12           | 18.5      | 56 |                   | 4.2                         | 50.7              |                             | 25                |                            |                   | 1.10                         | 325           |      |                    |                   |        | 23.6   |
| 52      | 11/12           | 7.8       | 75 |                   | 1.0                         |                   | 19.6                        |                   | 46                         |                   | 0.38                         |               |      |                    |                   |        | 16.3   |
| 53      | 11/12           | 11.3      | 73 | 3.3               | 1.7                         | 20.9              |                             | 52                |                            |                   | 0.82                         | 555           |      |                    |                   |        | 7.0  |
| 54      | 11/12           |           |    |                   |                             |                   |                             |                   |                            |                   | 0.45                         |               |      |                    |                   |        | 8.4  |
| 55      | 11/12           | 6.1       | 76 |                   | 3.1                         | 35.0              |                             |                   |                            |                   | 0.24                         |               |      |                    |                   |        | 28.4   |

<sup>1</sup> SO<sub>2</sub>, NO<sub>2</sub> and O<sub>3</sub> values based on annual averages. <sup>2</sup> Temperature and RH values from data in nine months. <sup>3</sup> RH value from data in four months.

Table B.2: Optional data

|         |                 | Optional      |                              |                 |                              |                              |                |                   |  |
|---------|-----------------|---------------|------------------------------|-----------------|------------------------------|------------------------------|----------------|-------------------|--|
|         |                 | Precipitation |                              |                 |                              |                              |                | Particles         |  |
|         | Sampling period | Cond          | NH <sub>4</sub> <sup>+</sup> | Na <sup>+</sup> | Ca <sub>2</sub> <sup>+</sup> | Mg <sub>2</sub> <sup>+</sup> | K <sup>+</sup> | PM <sub>10</sub>  |  |
| Site no | Year            | µS/cm         | mgN/l                        | mgNa/l          | mgCa/l                       | mgMg/l                       | mgK/l          | µg/m <sup>3</sup> |  |
| 01      | 11/12           | 44.4          |                              |                 |                              |                              |                | 27                |  |
| 03      | 11/12           | 53.4          |                              |                 |                              |                              |                | 31                |  |
| 10      | 11/12           | 27.8          | 1.49                         | 1.54            | 2.36                         | 0.78                         | 0.21           | 26                |  |
| 13      | 11/12           |               |                              |                 |                              |                              |                |                   |  |
| 14      | 11/12           |               |                              |                 |                              |                              |                |                   |  |
| 15      | 11/12           |               |                              |                 |                              |                              |                |                   |  |
| 16      | 11/12           |               |                              |                 |                              |                              |                |                   |  |
| 21      | 11/12           | 16.3          | 0.30                         | 1.05            | 0.45                         | 0.13                         | 0.13           |                   |  |
| 23      | 11/12           | 24.7          | 0.38                         | 1.79            | 0.22                         | 0.22                         | 0.13           | 6                 |  |
| 1       | 24              | 11/12         |                              |                 |                              |                              |                | 14                |  |
| 1       | 26              | 11/12         |                              |                 |                              |                              |                | 7                 |  |
| 31      | 11/12           | 10.3          | 0.43                         | 0.31            | 0.57                         | 0.07                         | 0.10           | 16                |  |
| 33      | 11/12           | 8.3           | 0.23                         | 0.20            | 0.49                         | 0.05                         | 0.07           | 12                |  |
| 40      | 11/12           | 25.5          | 0.64                         | 0.98            | 1.22                         | 0.15                         | 0.13           |                   |  |
| 41      | 11/12           |               | 1.23                         | 0.44            | 0.33                         | 0.07                         | 0.13           | 28                |  |
| 44      | 11/12           | 13.6          | 0.09                         | 0.42            | 0.11                         | 0.07                         | 0.07           |                   |  |
| 45      | 11/12           | 6.6           | 0.23                         | 0.09            | 0.21                         | 0.02                         | 0.03           | 8                 |  |
| 50      | 11/12           |               |                              |                 |                              |                              |                | 58                |  |
| 51      | 11/12           |               |                              |                 |                              |                              |                | 36                |  |
| 52      | 11/12           |               |                              |                 |                              |                              |                |                   |  |
| 53      | 11/12           |               |                              |                 |                              |                              |                | 23                |  |
| 54      | 11/12           |               |                              |                 |                              |                              |                |                   |  |
| 55      | 11/12           |               |                              |                 |                              |                              |                | 17                |  |

<sup>1</sup> PM10 values based on annual averages



Table B.3: Reported start dates for exposures

| No | Name          | Country            | Rack Coordinates           | Start date | End date 1 year |
|----|---------------|--------------------|----------------------------|------------|-----------------|
| 01 | Prague        | Czech Republic     | +50°06'20.8", 14°26'51.8"  | 2011-10-18 | 2012-10-13      |
| 03 | Kopisty       | Czech Republic     | +50°32'39.4", 13°37'24.4"  | 2011-10-19 | 2012-10-22      |
| 10 | Bototrop      | Germany            | +51°31'33.0", 06°58'37.4"  | 2011-10-04 | 2012-10-07      |
| 13 | Rome          | Italy              | +41°54'20.0", 12°31'02.3"  | 2011-11-22 | 2012-12-04      |
| 14 | Casaccia      | Italy              | +42°02'26.5", 12°18'09.5"  | 2011-11-25 | 2012-12-05      |
| 15 | Milan         | Italy              | +45°28'42.7", 09°13'49.8"  | 2011-11-29 | 2012-12-11      |
| 16 | Venice        | Italy              | +45°29'13.1", 12°13'20.6"  | 2011-12-01 | 2012-12-13      |
| 21 | Oslo          | Norway             | +59°55'11.2", 10°41'23.2"  | 2011-10-06 | 2012-10-11      |
| 23 | Birkenes      | Norway             | +58°23'20.5", 08°15'04.5"  | 2011-10-11 | 2012-10-16      |
| 24 | Stockholm     | Sweden             | +59°19'00.3", 18°03'24.2"  | 2011-10-14 | 2012-10-15      |
| 26 | Aspvreten     | Sweden             | +58°48'24.0", 17°22'25.0"  | 2011-10-17 | 2012-10-18      |
| 31 | Madrid        | Spain              | +40°27'26.5", -03°51'54.7" | 2011-10-03 | 2012-10-10      |
| 33 | Toledo        | Spain              | +39°32'31.8", -04°20'26.7" | 2011-10-05 | 2012-10-01      |
| 40 | Paris         | France             | +48°51'49.1", 02°20'40.4"  | 2011-10-07 | 2012-10-01      |
| 41 | Berlin        | Germany            | +52°30'59.6", 13°17'02.1"  | 2011-09-29 | 2012-10-01      |
| 44 | Svanvik       | Norway             | +69°27'18.5", 30°02'27.5"  | 2011-10-13 | 2012-10-18      |
| 45 | Chaumont      | Switzerland        | +47°02'58.3", 06°58'45.2"  | 2011-10-11 | 2012-10-10      |
| 50 | Katowice      | Poland             | +50°15'52.5", 18°58'30.3"  | 2011-10-20 | 2012-10-29      |
| 51 | Athens        | Greece             | +37°59'17.6", 23°43'39.6"  | 2011-10-03 | 2012-10-03      |
| 52 | Riga          | Latvia             | +56°56'49.7", 24°06'16.9"  | 2011-10-20 | 2012-10-26      |
| 53 | Vienna        | Austria            | +48°14'56.0", 16°21'24.6"  | 2011-11-07 | 2012-11-08      |
| 54 | Sofia         | Bulgaria           | +42°39'42.0", 23°21'18.0"  | 2011-10-17 |                 |
| 55 | St Petersburg | Russian Federation | +59°59'31.9", +30°21'4.6"  | 2011-10-11 | 2012-10-10      |

Table B.4: Months included in the calculation of the annual averages

| Site<br>no | Year  | Months<br>include in<br>annual<br>average | comment                        |
|------------|-------|---|--------------------------------|
| 1          | 11/12 | Oct-Sep                                   |                                |
| 3          | 11/12 | Oct-Sep                                   |                                |
| 10         | 11/12 | Oct-Sep                                   |                                |
| 13         | 11/12 | Dec-Nov                                   |                                |
| 14         | 11/12 | Dec-Nov                                   |                                |
| 15         | 11/12 | Dec-Nov                                   |                                |
| 16         | 11/12 | Dec-Nov                                   |                                |
| 21         | 11/12 | Oct-Sep                                   |                                |
| 23         | 11/12 | Oct-Sep                                   |                                |
| 24         | 11/12 | Oct-Sep                                   |                                |
| 26         | 11/12 | Nov-Oct                                   |                                |
| 31         | 11/12 | Oct-Sep                                   |                                |
| 33         | 11/12 | Oct-Sep                                   |                                |
| 40         | 11/12 | Oct-Sep                                   |                                |
| 41         | 11/12 | Oct-Sep                                   |                                |
| 44         | 11/12 | Oct-Sep                                   |                                |
| 45         | 11/12 | Oct-Sep                                   |                                |
| 50         | 11/12 | Nov-Oct                                   |                                |
| 51         | 11/12 | Oct-Sep                                   |                                |
| 52         | 11/12 | Oct-Sep                                   | Data are missing for Oct. 2012 |
| 53         | 11/12 | Nov-Oct                                   |                                |
| 55         | 11/12 | Oct-Sep                                   |                                |

## **Appendix C**

**Tri and four-monthly mean values for passive gas sampling and particle deposition on IVL samplers in a position sheltered from rain.**



Table C.1: Particle deposition on IVL passive samplers sheltered from rain. Tri- and four-monthly samples ( $\mu\text{g cm}^{-2} \text{ month}^{-1}$ ).

| station           | start      | stop       | days | mass | Cl <sup>-</sup>                          | NO <sub>3</sub> <sup>-</sup> | SO <sub>4</sub> <sup>2-</sup> | NH <sub>4</sub> <sup>+</sup> | Ca <sup>2+</sup> | Mg <sup>2+</sup> | Na <sup>+</sup> | K <sup>+</sup> | note                                   |
|-------------------|------------|------------|------|------|--|------------------------------|-------------------------------|------------------------------|------------------|------------------|-----------------|----------------|--|
|                   |            |            |      |      | $\mu\text{g cm}^{-2} \text{ month}^{-1}$ |                              |                               |                              |                  |                  |                 |                |  |
| ICP - 1 Prague    | 18.10.2011 | 14.02.2012 | 119  | 6    | 0.25                                     | 0.38                         | 0.35                          | 0.06                         | 0.20             | 0.01             | 0.20            | 0.02           | sampler removed within another project |
| ICP - 1 Prague    |            |            |      |      |  |                              |                               |                              |                  |                  |                 |                |  |
| ICP - 1 Prague    | 15.05.2012 | 15.08.2012 | 92   | 15   |  |                              |                               |                              |                  |                  |                 |                |  |
| ICP - 1 Prague    | 15.08.2012 | 13.10.2012 | 59   | 55   |  |                              |                               |                              |                  |                  |                 |                |  |
| ICP - 3 Kopisty   | 19.10.2011 | 20.01.2012 | 93   | 6    |  |                              |                               |                              |                  |                  |                 |                |  |
| ICP - 3 Kopisty   | 20.01.2012 | 09.05.2012 | 110  | 14   |  |                              |                               |                              |                  |                  |                 |                |  |
| ICP - 3 Kopisty   | 09.05.2012 | 10.08.2012 | 93   | 15   |  |                              |                               |                              |                  |                  |                 |                |  |
| ICP - 3 Kopisty   | 10.08.2012 | 22.10.2012 | 73   | 12   |  |                              |                               |                              |                  |                  |                 |                |  |
| ICP - 10 Bottrop  | 04.10.2011 | 04.01.2012 | 92   | 20   | 1.48                                     | 0.24                         | 1.84                          | 0.13                         | 0.44             | 0.15             | 0.92            | 0.10           |  |
| ICP - 10 Bottrop  | 04.01.2012 | 11.04.2012 | 98   | 30   | 1.52                                     | 0.55                         | 3.27                          | 0.28                         | 0.83             | 0.19             | 1.25            | 0.11           |  |
| ICP - 10 Bottrop  | 11.04.2012 | 11.07.2012 | 91   | 18   | 0.06                                     | 0.46                         | 0.78                          | 0.04                         | 0.38             | 0.04             | 0.12            | 0.06           |  |
| ICP - 10 Bottrop  | 11.07.2012 | 07.10.2012 | 88   | 15   | 0.13                                     | 0.37                         | 0.83                          | 0.04                         | 0.39             | 0.05             | 0.15            | 0.07           |  |
| ICP - 13 Rome     | 30.11.2011 | 05.04.2012 | 127  | 20   |  |                              |                               |                              |                  |                  |                 |                | only start month not date was given    |
| ICP - 13 Rome     | 05.04.2012 | 10.07.2012 | 96   | 30   |  |                              |                               |                              |                  |                  |                 |                |  |
| ICP - 13 Rome     | 10.07.2012 | 04.12.2012 | 147  | 18   |  |                              |                               |                              |                  |                  |                 |                |  |
| ICP - 14 Casaccia | 25.11.2011 | 04.04.2012 | 131  | 9    |  |                              |                               |                              |                  |                  |                 |                |  |
| ICP - 14 Casaccia | 04.04.2012 | 04.07.2012 | 91   | 20   |  |                              |                               |                              |                  |                  |                 |                |  |
| ICP - 14 Casaccia | 04.07.2012 | 05.12.2012 | 154  | 11   |  |                              |                               |                              |                  |                  |                 |                |  |
| ICP - 16 Venice   | 01.12.2011 | 04.04.2012 | 125  | 6    |  |                              |                               |                              |                  |                  |                 |                |  |
| ICP - 16 Venice   | 04.04.2012 | 04.07.2012 | 91   | 11   |  |                              |                               |                              |                  |                  |                 |                |  |
| ICP - 16 Venice   | 04.07.2012 | 13.12.2012 | 162  | 8    |  |                              |                               |                              |                  |                  |                 |                |  |
| ICP - 21 Oslo     | 06.10.2011 | 02.01.2012 | 88   | 16   |  |                              |                               |                              |                  |                  |                 |                |  |
| ICP - 21 Oslo     | 02.01.2012 | 02.04.2012 | 91   | 17   |  |                              |                               |                              |                  |                  |                 |                |  |
| ICP - 21 Oslo     | 02.04.2012 | 02.07.2012 | 91   | 16   |  |                              |                               |                              |                  |                  |                 |                |  |
| ICP - 21 Oslo     | 02.07.2012 | 11.10.2012 | 101  | 4    |  |                              |                               |                              |                  |                  |                 |                |  |

| station                   | start      | stop       | days | mass | Cl <sup>-</sup>                          | NO <sub>3</sub> <sup>-</sup> | SO <sub>4</sub> <sup>2-</sup> | NH <sub>4</sub> <sup>+</sup> | Ca <sup>2+</sup> | Mg <sup>2+</sup> | Na <sup>+</sup> | K <sup>+</sup> | note                     |
|---------------------------|------------|------------|------|------|--|------------------------------|-------------------------------|------------------------------|------------------|------------------|-----------------|----------------|--------------------------|
|                           |            |            |      |      | $\mu\text{g cm}^{-2} \text{ month}^{-1}$ |                              |                               |                              |                  |                  |                 |                |                          |
| ICP - 23 Birkenes         | 11.10.2011 | 11.01.2012 | 92   | 8    |  |                              |                               |                              |                  |                  |                 |                |                          |
| ICP - 23 Birkenes         | 11.01.2012 | 11.04.2012 | 91   | 4    |  |                              |                               |                              |                  |                  |                 |                |                          |
| ICP - 23 Birkenes         | 11.04.2012 | 11.07.2012 | 91   | 5    |  |                              |                               |                              |                  |                  |                 |                |                          |
| ICP - 23 Birkenes         | 11.07.2012 | 13.10.2012 | 94   | 8    |  |                              |                               |                              |                  |                  |                 |                |                          |
| ICP - 24 Stockholm, Söder | 14.10.2011 | 31.01.2012 | 109  | 10   |  |                              |                               |                              |                  |                  |                 |                |                          |
| ICP - 24 Stockholm, Söder | 31.01.2012 | 15.05.2012 | 105  | 18   |  |                              |                               |                              |                  |                  |                 |                |                          |
| ICP - 24 Stockholm, Söder | 15.05.2012 | 22.08.2012 | 99   | 13   |  |                              |                               |                              |                  |                  |                 |                |                          |
| ICP - 24 Stockholm, Söder | 22.08.2012 | 15.10.2012 | 54   | 29   |  |                              |                               |                              |                  |                  |                 |                |                          |
| ICP - 26 Aspvreten        | 17.10.2011 | 01.02.2012 | 107  | 2    |  |                              |                               |                              |                  |                  |                 |                |                          |
| ICP - 26 Aspvreten        | 01.02.2012 | 02.05.2012 | 91   | 6    |  |                              |                               |                              |                  |                  |                 |                |                          |
| ICP - 26 Aspvreten        | 02.05.2012 | 06.08.2012 | 96   | 3    |  |                              |                               |                              |                  |                  |                 |                |                          |
| ICP - 26 Aspvreten        | 06.08.2012 | 18.10.2012 | 73   | 5    |  |                              |                               |                              |                  |                  |                 |                | moisture on filter       |
| ICP - 31 Madrid           | 03.10.2011 | 10.01.2012 | 99   | 7    |  |                              |                               |                              |                  |                  |                 |                |                          |
| ICP - 31 Madrid           | 10.01.2012 | 10.04.2012 | 91   | 6    |  |                              |                               |                              |                  |                  |                 |                |                          |
| ICP - 31 Madrid           | 10.04.2012 | 12.07.2012 | 93   | 7    |  |                              |                               |                              |                  |                  |                 |                |                          |
| ICP - 31 Madrid           |            |            |      |      |  |                              |                               |                              |                  |                  |                 |                |                          |
| ICP - 33 Toledo           | 05.10.2011 | 03.01.2012 | 90   | 6    |  |                              |                               |                              |                  |                  |                 |                |                          |
| ICP - 33 Toledo           | 03.01.2012 | 04.04.2012 | 92   | 3    |  |                              |                               |                              |                  |                  |                 |                |                          |
| ICP - 33 Toledo           | 04.04.2012 | 04.07.2012 | 91   | 6    |  |                              |                               |                              |                  |                  |                 |                |                          |
| ICP - 33 Toledo           | 04.07.2012 | 01.10.2012 | 89   | 6    |  |                              |                               |                              |                  |                  |                 |                |                          |
| ICP - 40 Paris            | 07.10.2011 | 03.01.2012 | 88   | 7    |  |                              |                               |                              |                  |                  |                 |                |                          |
| ICP - 40 Paris            | 03.01.2012 | 02.04.2012 | 90   | 16   |  |                              |                               |                              |                  |                  |                 |                |                          |
| ICP - 40 Paris            | 02.04.2012 | 29.06.2012 | 88   | 11   |  |                              |                               |                              |                  |                  |                 |                |                          |
| ICP - 40 Paris            | 29.06.2012 | 01.10.2012 | 94   | 11   |  |                              |                               |                              |                  |                  |                 |                |                          |
| ICP - 41 Berlin           | 29.09.2011 | 05.01.2012 | 98   | 21   |  |                              |                               |                              |                  |                  |                 |                |                          |
| ICP - 41 Berlin           | 05.01.2012 | 29.03.2012 | 84   | 271  |  |                              |                               |                              |                  |                  |                 |                |                          |
| ICP - 41 Berlin           | 29.03.2012 | 03.07.2012 | 96   | 27   |  |                              |                               |                              |                  |                  |                 |                | sampler fallen on ground |
| ICP - 41 Berlin           | 03.07.2012 | 01.10.2012 | 90   | 28   |  |                              |                               |                              |                  |                  |                 |                |                          |

| station                | start      | stop       | days | mass | Cl <sup>-</sup>                          | NO <sub>3</sub> <sup>-</sup> | SO <sub>4</sub> <sup>2-</sup> | NH <sub>4</sub> <sup>+</sup> | Ca <sup>2+</sup> | Mg <sup>2+</sup> | Na <sup>+</sup> | K <sup>+</sup> | note                                      |
|------------------------|------------|------------|------|------|--|------------------------------|-------------------------------|------------------------------|------------------|------------------|-----------------|----------------|---|
|                        |            |            |      |      | $\mu\text{g cm}^{-2} \text{ month}^{-1}$ |                              |                               |                              |                  |                  |                 |                |   |
| ICP - 44 Svanvik       | 13.10.2011 | 09.01.2012 | 88   | 2    |  |                              |                               |                              |                  |                  |                 |                |   |
| ICP - 44 Svanvik       | 09.01.2012 | 23.04.2012 | 105  | 2    |  |                              |                               |                              |                  |                  |                 |                |   |
| ICP - 44 Svanvik       | 23.04.2012 | 11.06.2012 | 49   | 10   |  |                              |                               |                              |                  |                  |                 |                |   |
| ICP - 44 Svanvik       | 11.06.2012 | 09.07.2012 | 28   | 11   |  |                              |                               |                              |                  |                  |                 |                | sampler delivered in bag instead of vial. |
| ICP - 44 Svanvik       | 09.07.2012 | 01.10.2012 | 84   | 6    |  |                              |                               |                              |                  |                  |                 |                |   |
| ICP - 45 Chaumont      |            |            |      |      |  |                              |                               |                              |                  |                  |                 |                |   |
| ICP - 45 Chaumont      | 11.01.2012 | 11.04.2012 | 91   | 5    |  |                              |                               |                              |                  |                  |                 |                |   |
| ICP - 45 Chaumont      | 11.04.2012 | 11.07.2012 | 91   | 10   |  |                              |                               |                              |                  |                  |                 |                |   |
| ICP - 45 Chaumont      | 11.07.2012 | 10.10.2012 | 91   | 6    |  |                              |                               |                              |                  |                  |                 |                |   |
| ICP - 50 Katowice      |            |            |      |      |  |                              |                               |                              |                  |                  |                 |                |   |
| ICP - 50 Katowice      | 18.01.2012 | 19.04.2012 | 92   | 34   |  |                              |                               |                              |                  |                  |                 |                |   |
| ICP - 50 Katowice      | 19.04.2012 | 19.07.2012 | 91   | 20   |  |                              |                               |                              |                  |                  |                 |                |   |
| ICP - 50 Katowice      |            |            |      |      |  |                              |                               |                              |                  |                  |                 |                |   |
| ICP - 51 Athens        | 03.10.2011 | 05.01.2012 | 94   | 17   |  |                              |                               |                              |                  |                  |                 |                |   |
| ICP - 51 Athens        | 05.01.2012 | 24.04.2012 | 110  | 28   |  |                              |                               |                              |                  |                  |                 |                | Found on the ground.                      |
| ICP - 51 Athens        | 24.04.2012 | 23.07.2012 | 90   | 29   |  |                              |                               |                              |                  |                  |                 |                |   |
| ICP - 51 Athens        | 23.07.2012 | 23.10.2012 | 92   | 20   |  |                              |                               |                              |                  |                  |                 |                |   |
| ICP - 52 Riga          | 20.10.2011 | 28.01.2012 | 100  | 9    |  |                              |                               |                              |                  |                  |                 |                |   |
| ICP - 52 Riga          | 28.01.2012 | 20.04.2012 | 83   | 19   |  |                              |                               |                              |                  |                  |                 |                |   |
| ICP - 52 Riga          | 20.04.2012 | 01.08.2012 | 42   |      |  |                              |                               |                              |                  |                  |                 |                | sampler missing according to proptocol.   |
| ICP - 52 Riga          | 01.08.2012 | 26.10.2012 | 86   | 29   |  |                              |                               |                              |                  |                  |                 |                |   |
| ICP - 53 Vienna        | 07.11.2011 | 09.02.2012 | 94   | 4    | 0.09                                     | 0.35                         | 0.22                          | 0.02                         | 0.15             | 0.02             | 0.10            | 0.02           |   |
| ICP - 53 Vienna        | 09.02.2012 | 11.05.2012 | 92   | 11   | 0.03                                     | 0.41                         | 0.18                          | 0.01                         | 0.30             | 0.02             | 0.05            | 0.04           | small damage on filter                    |
| ICP - 53 Vienna        | 11.05.2012 | 10.08.2012 | 91   | 8    | 0.02                                     | 0.36                         | 0.14                          | 0.02                         | 0.25             | 0.02             | 0.02            | 0.03           |   |
| ICP - 53 Vienna        | 10.08.2012 | 08.11.2012 | 90   | 5    | 0.02                                     | 0.13                         | 0.09                          | 0.01                         | 0.12             | 0.01             | 0.02            | 0.02           |   |
| ICP - Sofia            | 17.10.2011 | 17.01.2012 | 92   | 7    |  |                              |                               |                              |                  |                  |                 |                |   |
| ICP - Sofia            |            |            |      |      |  |                              |                               |                              |                  |                  |                 |                |   |
| ICP - Sofia            | 17.04.2012 | 17.07.2012 | 91   | 10   |  |                              |                               |                              |                  |                  |                 |                |   |
| ICP - Sofia            |            |            |      |      |  |                              |                               |                              |                  |                  |                 |                |   |
| ICP - 55 St Petersburg | 01.10.2011 | 11.01.2012 | 102  | 29   | 0.66                                     | 0.13                         | 0.57                          | 0.02                         | 0.28             | 0.05             | 0.41            | 0.03           |   |
| ICP - 55 St Petersburg |            |            |      |      |  |                              |                               |                              |                  |                  |                 |                |   |
| ICP - 55 St Petersburg | 09.04.2012 | 06.07.2012 | 88   | 46   | 0.09                                     | 0.56                         | 0.55                          | 0.02                         | 0.51             | 0.07             | 0.12            | 0.09           | No protocol                               |
| ICP - 55 St Petersburg | 06.07.2012 | 06.10.2012 | 92   | 11   | 0.04                                     | 0.12                         | 0.24                          | 0.01                         | 0.18             | 0.02             | 0.03            | 0.03           |   |

Table C.2: Gas concentration measurements with IVL passive samplers sheltered from rain. Tri-and four-monthly samples ( $\mu\text{g}/\text{m}^3$ )

| Station           | Start time       | End time         | Temp<br>C | NO <sub>2</sub><br>$\mu\text{g}/\text{m}^3$<br>STP | NH <sub>3</sub><br>$\mu\text{g}/\text{m}^3$<br>STP | HNO <sub>3</sub><br>$\mu\text{g}/\text{m}^3$<br>STP | O <sub>3</sub><br>$\mu\text{g}/\text{m}^3$<br>STP | SO <sub>2</sub><br>$\mu\text{g}/\text{m}^3$<br>STP | HCOOH<br>$\mu\text{g}/\text{m}^3$<br>STP | CH <sub>3</sub> COOH<br>$\mu\text{g}/\text{m}^3$<br>STP | HCl<br>$\mu\text{g}/\text{m}^3$<br>STP | HF<br>$\mu\text{g}/\text{m}^3$<br>STP | Remarks                                |
|-------------------|------------------|------------------|-----------|--|--|---|---|--|--|---|--|---------------------------------------|--|
| ICP - 1 Prague    | 18.10.2011 11:15 | 14.02.2012 12:00 | 1         |  |  | 0.2   |   |  |  |   |  |                                       | sampler removed within another project |
| ICP - 1 Prague    | 18.10.2011 11:15 | 20.01.2012 12:00 |           |  |  |   |   | 2.1  | <0.2                                     | <0.3  | <0.2                                   | <0.1                                  |  |
| ICP - 1 Prague    | 20.01.2012 12:00 | 15.05.2012 12:00 | 5         |  |  | 0.8   |   | 3.9  | 0.9                                      | 0.5   | <0.1                                   | <0.03                                 |  |
| ICP - 1 Prague    | 15.05.2012 12:00 | 15.08.2012 12:00 | 12        |  |  | 1.5   |   | 1.6  | 1.3                                      | 0.3   | 0.2                                    | <0.04                                 |  |
| ICP - 1 Prague    | 15.08.2012 12:00 | 13.10.2012 12:00 |           |  |  | 1.2   |   | 2.1  | 1.2                                      | <0.5  | 0.3                                    | <0.06                                 |  |
| ICP - 3 Kopisty   | 19.10.2011 12:00 | 20.01.2012 12:00 | 0         |  |  | 0.2   |   | 10.6   | <0.3                                     | <0.3  | <0.2                                   | <0.1                                  |  |
| ICP - 3 Kopisty   | 20.01.2012 12:00 | 09.05.2012 12:00 | 5         |  |  | 0.5   |   | 13.5   | 0.3                                      | <0.3  | <0.1                                   | <0.03                                 |  |
| ICP - 3 Kopisty   | 09.05.2012 12:00 | 10.08.2012 12:00 | 12        |  |  | 0.7   |   | 12.7   | 2.7                                      | 1.2   | <0.2                                   | <0.04                                 |  |
| ICP - 3 Kopisty   | 10.08.2012 12:00 | 22.10.2012 12:00 |           |  |  |   |   | 13.0   | 0.9                                      | <0.4  | <0.2                                   | <0.05                                 |  |
| ICP - 10 Bottrop  | 04.10.2011 10:48 | 04.01.2012 16:00 | 8         |  |  | 0.3   |   | 10.2   | <0.2                                     | <0.3  | <0.2                                   | <0.1                                  |  |
| ICP - 10 Bottrop  | 04.01.2012 16:00 | 11.04.2012 20:00 | 10        |  |  | 0.2   |   | 5.9  | <0.2                                     | <0.3  | <0.2                                   | <0.04                                 |  |
| ICP - 10 Bottrop  | 11.04.2012 20:00 | 11.07.2012 20:30 | 13        |  |  | 0.8   |   | 7.5  | 0.7                                      | 0.6   | <0.2                                   | <0.04                                 |  |
| ICP - 10 Bottrop  | 11.07.2012 20:30 | 07.10.2012 16:00 | 15        |  |  | 0.9   |   | 7.1  | 0.3                                      | <0.3  | 0.2                                    | <0.04                                 |  |
| ICP - 13 Rome     | 30.11.2011 11:30 | 05.04.2012 10:50 | 13        |  |  | 0.5   |   | 1.3  | 1.3                                      | 1.4   | 0.2                                    | <0.03                                 | start date is missing, assumed date    |
| ICP - 13 Rome     | 05.04.2012 10:50 | 10.07.2012 10:15 | 23        |  |  | 1.2   |   | 1.1  | 1.5                                      | 0.4   | 0.3                                    | <0.04                                 |  |
| ICP - 13 Rome     | 10.07.2012 10:15 | 04.12.2012 10:30 | 25        |  |  | 0.9   |   | 0.8  | 0.3                                      | <0.2  | 0.2                                    | <0.02                                 |  |
| ICP - 14 Casaccia | 25.11.2011 10:30 | 04.04.2012 11:00 |           | 9.8  |  | 0.4   |   | 1.0  | 3.4                                      | 4.1   | 0.2                                    | <0.03                                 |  |
| ICP - 14 Casaccia | 04.04.2012 11:00 | 04.07.2012 14:00 |           | 4.0  |  | 0.6   |   | 0.8  | 1.3                                      | 1.2   | <0.2                                   | 0.10                                  |  |
| ICP - 14 Casaccia | 04.07.2012 14:00 | 05.12.2012 10:30 |           | 5.8  |  | 1.0   |   | 0.7  | 0.5                                      | 0.2   | 0.2                                    | <0.02                                 |  |
| ICP - 16 Venice   | 01.12.2011 11:00 | 04.04.2012 15:30 | 8         |  |  | 0.4   |   | 2.2  | 1.4                                      | 0.4   | <0.1                                   | <0.03                                 |  |
| ICP - 16 Venice   | 04.04.2012 15:30 | 04.07.2012 12:00 | 21        |  |  | 1.6   |   | 4.0  | 1.8                                      | <0.3  | <0.2                                   | 0.04                                  |  |
| ICP - 16 Venice   | 04.07.2012 12:00 | 13.12.2012 10:00 | 22        |  |  | 1.3   |   | 2.4  | 0.7                                      | 0.4   | 0.2                                    | <0.02                                 |  |
| ICP - 21 Oslo     | 06.10.2011 13:00 | 02.01.2012 13:30 | 5         |  |  | 0.1   | 19  | 0.7  | <0.3                                     | 1.4   | 0.2                                    | <0.1                                  |  |
| ICP - 21 Oslo     | 02.01.2012 13:30 | 02.04.2012 13:20 | 1         |  |  | 0.1   | 30  | 0.8  | 0.6                                      | 0.5   | <0.2                                   | <0.04                                 |  |
| ICP - 21 Oslo     | 02.04.2012 13:30 | 02.07.2012 13:00 | 10        |  |  | 0.4   | 55  | x  | x  | x   | x                                      | x                                     | x = missing                            |
| ICP - 21 Oslo     | 02.07.2012 13:00 | 11.10.2012 13:30 | 13        |  |  | 0.2   | 32  | 0.4  | 0.4                                      | <0.3  | <0.1                                   | <0.03                                 |  |



| Station                   | Start time       | End time         | Temp<br>C | NO <sub>2</sub><br>µg/m <sup>3</sup><br>STP | NH <sub>3</sub><br>µg/m <sup>3</sup><br>STP | HNO <sub>3</sub><br>µg/m <sup>3</sup><br>STP | O <sub>3</sub><br>µg/m <sup>3</sup><br>STP | SO <sub>2</sub><br>µg/m <sup>3</sup><br>STP | HCOOH<br>µg/m <sup>3</sup><br>STP | CH <sub>3</sub> COOH<br>µg/m <sup>3</sup><br>STP | HCl<br>µg/m <sup>3</sup><br>STP | HF<br>µg/m <sup>3</sup><br>STP | Remarks               |
|---------------------------|------------------|------------------|-----------|---|---|--|--|---|-----------------------------------|--|---------------------------------|--------------------------------|-----------------------|
| ICP - 23 Birkenes         | 11.10.2011 13:30 | 11.01.2012 16:30 | 10        |   |   | 0.1  | 42   | 0.2   | <0.2                              | 0.6  | 0.2                             | 0.07                           |                       |
| ICP - 23 Birkenes         | 11.01.2012 16:30 | 11.04.2012 18:00 | 2         |   |   | 0.1  | 62   | 0.1   | <0.3                              | <0.3   | <0.2                            | <0.04                          |                       |
| ICP - 23 Birkenes         | 11.04.2012 18:00 | 11.07.2012 16:40 | 17        |   |   | 0.2  | 63   | 0.2   | 0.4                               | 1.7  | <0.2                            | <0.04                          |                       |
| ICP - 23 Birkenes         | 11.07.2012 16:40 | 13.10.2012 06:00 | 11        |   |   | 0.1  | 43   | 0.1   | <0.2                              | <0.3   | <0.2                            | <0.04                          |                       |
| ICP - 24 Stockholm, Söder | 14.10.2011 11:00 | 31.01.2012 09:00 | -1        | 13.5  | 1.2   | 0.2  | 42   | 0.5   | <0.2                              | <0.3   | 0.3                             | <0.1                           | NH3:not exchanged lid |
| ICP - 24 Stockholm, Söder | 31.01.2012 09:00 | 15.05.2012 10:30 | 0         | 9.8   | 1.0   | 0.2  | 66   | 0.8   | 0.5                               | 0.4  | <0.1                            | <0.03                          |                       |
| ICP - 24 Stockholm, Söder | 15.05.2012 10:30 | 22.08.2012 13:30 | 17        | 8.2   | 1.2   | 0.6  | 65   | 0.6   | 2.2                               | 0.6  | <0.1                            | 0.06                           |                       |
| ICP - 24 Stockholm, Söder | 22.08.2012 13:30 | 15.10.2012 13:00 | 12        | 11.6  | 1.2   | 0.2  | 46   | 0.3   | <0.4                              | <0.5   | <0.3                            | <0.07                          |                       |
| ICP - 26 Aspvreten        | 17.10.2011 11:00 | 01.02.2012 11:30 | -1        | 2.2   | <0.2  | 0.1  | 41   | 0.3   | <0.2                              | <0.3   | <0.1                            | <0.1                           | NH3:not exchanged lid |
| ICP - 26 Aspvreten        | 01.02.2012 11:30 | 02.05.2012 13:30 | 0         | 2.2   | 0.2   | 0.1  | 59   | 0.3   | <0.3                              | <0.3   | <0.2                            | <0.04                          |                       |
| ICP - 26 Aspvreten        | 02.05.2012 13:30 | 06.08.2012 11:30 | 16        | 1.1   | 0.3   | 0.1  | 56   | 0.3   | 0.6                               | 0.6  | <0.2                            | 0.06                           |                       |
| ICP - 26 Aspvreten        | 06.08.2012 11:30 | 18.10.2012 11:00 | 12        | 1.3   | 0.3   | 0.0  | 37   | 0.2   | <0.3                              | <0.4   | <0.2                            | <0.05                          |                       |
| ICP - 31 Madrid           | 03.10.2011 12:00 | 10.01.2012 12:00 | 16        |   |   | 0.6  |  | 0.5   | <0.2                              | <0.3   | <0.2                            | <0.1                           |                       |
| ICP - 31 Madrid           | 10.01.2012 12:00 | 10.04.2012 12:00 | 13        |   |   | 0.6  |  | 0.7   | 1.0                               | <0.3   | <0.2                            | <0.04                          |                       |
| ICP - 31 Madrid           | 10.04.2012 12:00 | 12.07.2012 12:00 | 23        |   |   | 1.0  |  | 0.3   | 4.2                               | 1.0  | <0.2                            | 0.06                           |                       |
| ICP - 31 Madrid           | 12.07.2012 12:00 | 01.10.2012 12:00 | 31        |   |   | 1.6  |  | 0.4   | 2.3                               | 0.6  | 0.2                             | <0.04                          |                       |
| ICP - 33 Toledo           | 05.10.2011 12:00 | 03.01.2012 12:00 | 10        |   |   | 0.4  |  | 0.3   | <0.3                              | <0.3   | <0.2                            | <0.1                           |                       |
| ICP - 33 Toledo           | 03.01.2012 12:00 | 04.04.2012 12:00 | 13        |   |   | 0.4  |  | 0.3   | 0.7                               | 0.4  | <0.2                            | <0.04                          |                       |
| ICP - 33 Toledo           | 04.04.2012 12:00 | 04.07.2012 12:00 | 23        |   |   | 0.4  |  | 0.3   | 10.0                              | 4.5  | <0.2                            | 0.22                           |                       |
| ICP - 33 Toledo           | 04.07.2012 12:00 | 01.10.2012 12:00 | 31        |   |   | 0.6  |  | 0.3   | 2.1                               | 0.6  | 0.2                             | <0.04                          |                       |
| ICP - 40 Paris            | 07.10.2011 17:00 | 03.01.2012 17:34 | 13        | 33.3  |   | 0.3  | 28   | 1.1   | 0.6                               | <0.3   | 0.2                             | <0.1                           |                       |
| ICP - 40 Paris            | 03.01.2012 17:35 | 02.04.2012 15:50 | 15        | 36.9  |   | 0.2  | 25   | 2.2   | 0.6                               | <0.3   | 0.2                             | <0.04                          |                       |
| ICP - 40 Paris            | 02.04.2012 16:00 | 29.06.2012 10:30 | 18        | 19.8  |   | 0.7  | 53   | 1.8   | 2.2                               | 2.4  | <0.2                            | 0.07                           |                       |
| ICP - 40 Paris            | 29.06.2012 10:42 | 01.10.2012 14:20 | 23        | 17.8  |   | 0.9  | 48   | 1.2   | 1.3                               | 1.3  | 0.3                             | 0.05                           |                       |
| ICP - 41 Berlin           | 29.09.2011 11:45 | 05.01.2012 12:45 | 7         |   |   | 0.2  |  | 1.5   | <0.2                              | <0.3   | <0.2                            | <0.1                           |                       |
| ICP - 41 Berlin           | 05.01.2012 12:45 | 29.03.2012 09:00 | 9         |   |   | 0.2  |  | 2.0   | 7.1                               | 0.8  | 0.4                             | <0.04                          |                       |
| ICP - 41 Berlin           | 29.03.2012 09:00 | 03.07.2012 09:40 | 15        |   |   | 0.4  |  | 1.1   | 0.7                               | 0.6  | <0.2                            | 0.06                           |                       |
| ICP - 41 Berlin           | 03.07.2012 09:50 | 01.10.2012 12:30 | 18        |   |   | 0.5  |  | 0.9   | 0.6                               | 0.4  | <0.2                            | <0.04                          |                       |

| Station                | Start time       | End time         | Temp<br>C | NO <sub>2</sub><br>µg/m <sup>3</sup><br>STP | NH <sub>3</sub><br>µg/m <sup>3</sup><br>STP | HNO <sub>3</sub><br>µg/m <sup>3</sup><br>STP | O <sub>3</sub><br>µg/m <sup>3</sup><br>STP | SO <sub>2</sub><br>µg/m <sup>3</sup><br>STP | HCOOH<br>µg/m <sup>3</sup><br>STP | CH <sub>3</sub> COOH<br>µg/m <sup>3</sup><br>STP | HCl<br>µg/m <sup>3</sup><br>STP | HF<br>µg/m <sup>3</sup><br>STP | Remarks   |
|------------------------|------------------|------------------|-----------|---|---|--|--|---|-----------------------------------|--|---------------------------------|--------------------------------|---|
| ICP - 44 Svanvik       | 13.10.2011 12:35 | 09.01.2012 11:47 | -4        |   |   | 0.1  | 57   | 4.8   | 0.6                               | 1.2  | <0.2                            | <0.1                           |   |
| ICP - 44 Svanvik       | 09.01.2012 11:47 | 23.04.2012 12:40 | -12       |   |   | 0.1  | 76   | 4.3   | 0.5                               | 0.3  | <0.1                            | <0.04                          |   |
| ICP - 44 Svanvik       | 23.04.2012 12:40 | 09.07.2012 12:30 | 12        |   |   | 0.1  | 63   | 4.9   | 1.5                               | 1.6  | <0.2                            | 0.06                           |   |
| ICP - 44 Svanvik       | 09.07.2012 12:30 | 01.10.2012 12:00 |           |   |   | 0.0  | 38   | 3.3   | 1.0                               | 0.9  | <0.2                            | <0.04                          |   |
| ICP - 45 Chaumont      | 11.10.2011 10:30 | 11.01.2012 10:30 |           |   | 2.8   | 0.2  |  | 0.2   | 0.5                               | 0.6  | <0.2                            | <0.1                           |   |
| ICP - 45 Chaumont      | 11.01.2012 10:30 | 11.04.2012 10:00 | 1         |   | 2.2   | 0.5  |  | 0.8   | 0.9                               | 0.4  | <0.2                            | <0.04                          |   |
| ICP - 45 Chaumont      | 11.04.2012 10:15 | 11.07.2012 10:00 | 21        |   | 1.0   | 0.4  |  | 0.3   | 0.6                               | 0.6  | <0.2                            | <0.04                          | NH3:membrane placed inside sampler                          |
| ICP - 45 Chaumont      | 11.07.2012 10:00 | 10.10.2012 10:30 | 20        |   | 1.3   | 0.3  |  | 0.3   | <0.2                              | <0.3   | <0.2                            | <0.04                          | NH3:membrane put inside sampler                             |
| ICP - 50 Katowice      | 20.10.2011 12:00 | 20.01.2012 12:00 |           |   |   | 0.5  |  | 12.9  | 0.5                               | <0.3   | 0.8                             | <0                             |   |
| ICP - 50 Katowice      | 18.01.2012 11:00 | 19.04.2012 11:00 | 7         |   |   | 0.6  |  | 18.0  | 0.9                               | 0.9  | 0.8                             | 0.05                           |   |
| ICP - 50 Katowice      | 19.04.2012 11:30 | 19.07.2012 11:00 | 24        |   |   | 1.0  |  | 4.5   | 1.5                               | 0.7  | 0.3                             | <0.04                          |   |
| ICP - 50 Katowice      | 19.07.2012 11:00 | 29.10.2012 06:00 |           |   |   | 0.7  |  | 4.6   | 0.5                               | <0.3   | 0.4                             | <0.03                          | HNO3:Start 2012-04-19 according to protocol                 |
| ICP - 51 Athens        | 03.10.2011 11:00 | 05.01.2012 10:10 | 10        |   |   | 0.5  |  | 5.0   | 1.4                               | 1.3  | 0.5                             | <0.1                           |   |
| ICP - 51 Athens        | 05.01.2012 10:30 | 24.04.2012 08:45 | 12        |   |   | 0.3  |  | 5.0   | 1.7                               | 1.2  | 0.3                             | 0.04                           |   |
| ICP - 51 Athens        | 24.04.2012 08:48 | 23.07.2012 08:55 | 26        |   |   | 1.8  |  | 3.8   | 4.5                               | 1.5  | 0.6                             | <0.04                          |   |
| ICP - 51 Athens        | 23.07.2012 09:03 | 23.10.2012 09:40 | 27        |   |   | 1.9  |  | 2.9   | 1.5                               | <0.3   | 0.4                             | <0.04                          |   |
| ICP - 52 Riga          | 20.10.2011 12:00 | 28.01.2012 09:59 | 6         | 18.7  |   | 0.1  | 26   | 0.4   | <0.2                              | <0.3   | <0.2                            | <0.1                           |   |
| ICP - 52 Riga          | 28.01.2012 09:59 | 20.04.2012 09:55 | 4         | 25.4  |   | 0.6  | 52   | 1.9   | 1.0                               | 1.8  | <0.2                            | <0.04                          |   |
| ICP - 52 Riga          | 20.04.2012 10:01 | 01.08.2012 10:03 | 16        | 14.2  |   | 0.5  | 60   | 0.7   | 0.9                               | 0.4  | <0.1                            | <0.03                          |   |
| ICP - 52 Riga          | 01.08.2012 10:15 | 26.10.2012 10:10 | 11        | 20.1  |   | 0.3  |  | 0.9   | <0.3                              | <0.3   | <0.2                            | <0.04                          |   |
| ICP - 53 Vienna        | 07.11.2011 14:00 | 09.02.2012 15:00 |           |   |   |  |  | 3.0   | <0.2                              | <0.3   | 0.2                             | <0.1                           | HNO3: sampler lost  |
| ICP - 53 Vienna        | 15.02.2012 14:00 | 11.05.2012 11:00 | 8         |   |   | 0.7  |  | 2.0   | 1.2                               | <0.3   | <0.2                            | <0.04                          | HNO3:Exposed 6 days later because all metallic clips broke. |
| ICP - 53 Vienna        | 11.05.2012 11:00 | 10.08.2012 14:00 | 17        |   |   | 0.9  |  | 0.9   | 1.3                               | 0.7  | <0.2                            | <0.04                          |   |
| ICP - 53 Vienna        | 10.08.2012 14:00 | 08.11.2012 14:00 |           |   |   |  |  | 1.0   | 0.6                               | <0.3   | <0.2                            | <0.04                          |   |
| ICP - 55 St Petersburg | 01.10.2011 12:00 | 11.01.2012 12:00 | 16        |   |   | 0.1  |  | 2.3   | <0.2                              | <0.3   | <0.1                            | <0.1                           |   |
| ICP - 55 St Petersburg | 11.01.2012 12:00 | 09.04.2012 12:00 | 8         |   |   | 0.3  |  | 6.6   | 4.6                               | 8.7  | 0.6                             | <0.04                          |   |
| ICP - 55 St Petersburg | 09.04.2012 12:00 | 06.07.2012 12:00 | 17        |   |   | 0.3  |  | 1.6   | 1.5                               | 0.5  | <0.2                            | <0.04                          |   |
| ICP - 55 St Petersburg | 06.07.2012 12:00 | 06.10.2012 12:00 | 19        |   |   | 0.3  |  | 1.7   | <0.2                              | <0.3   | <0.2                            | <0.04                          |   |
| ICP - 54Sofia          | 17.10.2011 12:00 | 17.01.2012 12:00 | 3         |   |   | 0.5  |  | x   | x                                 | x  | x                               | x                              | x = missing   |
| ICP - 54Sofia          | 17.01.2012 12:00 | 17.04.2012 12:00 | 5         |   |   | 0.7  |  | x   | x                                 | x  | x                               | x                              | x = missing   |
| ICP - 54Sofia          | 17.04.2012 12:00 | 17.07.2012 12:00 | 17        |   |   | 0.2  |  | x   | x                                 | x  | x                               | x                              | x = missing   |
| ICP - 54Sofia          |                  |                  |           |   |   |  |  |   |                                   |  |                                 |                                |   |

## **Appendix D**

**Annual average values for particle deposition (pr. month) and for concentrations of NO<sub>2</sub>, NH<sub>3</sub>, HNO<sub>3</sub>, O<sub>3</sub>, SO<sub>2</sub>, HCOOH, CH<sub>3</sub>COOH, HCl and HF (pr. year) measured with IVL samplers for the exposure period**



Table D.1: Annual average particle deposition (pr month - sheltered from rain)

| Station no. | Year  | mass                                     | Cl <sup>-</sup> | NO <sub>3</sub> <sup>-</sup> | SO <sub>4</sub> <sup>2-</sup> | NH <sub>4</sub> <sup>+</sup> | Ca <sup>2+</sup> | Mg <sup>2+</sup> | Na <sup>+</sup> | K <sup>+</sup> |
|-------------|-------|--|-----------------|------------------------------|-------------------------------|------------------------------|------------------|------------------|-----------------|----------------|
|             |       | $\mu\text{g cm}^{-2} \text{ month}^{-1}$ |                 |                              |                               |                              |                  |                  |                 |                |
| 01          | 11/12 | 20.0                                     |                 |                              |                               |                              |                  |                  |                 |                |
| 03          | 11/12 | 12.0                                     |                 |                              |                               |                              |                  |                  |                 |                |
| 10          | 11/12 | 21.2                                     | 0.8             | 0.4                          | 1.7                           | 0.1                          | 0.5              | 0.1              | 0.6             | 0.1            |
| 13          | 11/12 | 21.7                                     |                 |                              |                               |                              |                  |                  |                 |                |
| 14          | 11/12 | 12.4                                     |                 |                              |                               |                              |                  |                  |                 |                |
| 15          | 11/12 |  |                 |                              |                               |                              |                  |                  |                 |                |
| 16          | 11/12 | 8.2                                      |                 |                              |                               |                              |                  |                  |                 |                |
| 21          | 11/12 | 12.9                                     |                 |                              |                               |                              |                  |                  |                 |                |
| 23          | 11/12 | 6.3                                      |                 |                              |                               |                              |                  |                  |                 |                |
| 24          | 11/12 | 16.1                                     |                 |                              |                               |                              |                  |                  |                 |                |
| 26          | 11/12 | 3.9                                      |                 |                              |                               |                              |                  |                  |                 |                |
| 31          | 11/12 | 6.7                                      |                 |                              |                               |                              |                  |                  |                 |                |
| 33          | 11/12 | 5.3                                      |                 |                              |                               |                              |                  |                  |                 |                |
| 40          | 11/12 | 11.4                                     |                 |                              |                               |                              |                  |                  |                 |                |
| 41          | 11/12 | 81.5                                     |                 |                              |                               |                              |                  |                  |                 |                |
| 44          | 11/12 | 5.0                                      |                 |                              |                               |                              |                  |                  |                 |                |
| 45          | 11/12 | 6.8                                      |                 |                              |                               |                              |                  |                  |                 |                |
| 50          | 11/12 | 27.1                                     |                 |                              |                               |                              |                  |                  |                 |                |
| 51          | 11/12 | 23.6                                     |                 |                              |                               |                              |                  |                  |                 |                |
| 52          | 11/12 | 16.3                                     |                 |                              |                               |                              |                  |                  |                 |                |
| 53          | 11/12 | 7.0                                      | 0.0             | 0.3                          | 0.2                           | 0.0                          | 0.2              | 0.0              | 0.0             | 0.0            |
| 54          | 11/12 | 8.4                                      |                 |                              |                               |                              |                  |                  |                 |                |
| 55          | 11/12 | 28.4                                     | 0.3             | 0.3                          | 0.5                           | 0.0                          | 0.3              | 0.0              | 0.2             | 0.0            |

Table D.2: Annual average concentration of gases ( $\mu\text{g m}^{-3}$ )

| Station no. | Year  | Temp<br>C | NO <sub>2</sub><br>$\mu\text{g/m}^3$<br>STP | NH <sub>3</sub><br>$\mu\text{g/m}^3$<br>STP | HNO <sub>3</sub><br>$\mu\text{g/m}^3$<br>STP | O <sub>3</sub><br>$\mu\text{g/m}^3$<br>STP | SO <sub>2</sub><br>$\mu\text{g/m}^3$<br>STP | HCOOH<br>$\mu\text{g/m}^3$<br>STP | CH <sub>3</sub> CO<br>OH<br>$\mu\text{g/m}^3$<br>STP | HCl<br>$\mu\text{g/m}^3$<br>STP | HF<br>$\mu\text{g/m}^3$<br>STP |
|-------------|-------|-----------|---|---|--|--|---|-----------------------------------|--|---------------------------------|--------------------------------|
| 01          | 11/12 | 5.8       |   |   | 0.9  |  | 2.4   | 0.9                               | 0.3  | 0.2                             | 0.0                            |
| 03          | 11/12 | 5.5       |   |   | 0.5  |  | 12.4  | 1.0                               | 0.4  | 0.1                             | 0.0                            |
| 10          | 11/12 | 11.5      |   |   | 0.5  |  | 7.7   | 0.3                               | 0.3  | 0.1                             | 0.0                            |
| 13          | 11/12 | 20.2      |   |   | 0.8  |  | 1.1   | 1.0                               | 0.6  | 0.2                             | 0.0                            |
| 14          | 11/12 |           | 6.6   |   | 0.7  |  | 0.8   | 1.7                               | 1.8  | 0.2                             | 0.0                            |
| 15          | 11/12 |           |   |   |  |  |   |                                   |  |                                 |                                |
| 16          | 11/12 | 16.9      |   |   | 1.1  |  | 2.9   | 1.3                               | 0.3  | 0.1                             | 0.0                            |
| 21          | 11/12 | 7.3       |   |   | 0.2  | 33.9                                       | 0.6   | 0.4                               | 0.7  | 0.1                             | 0.1                            |
| 23          | 11/12 | 9.9       |   |   | 0.1  | 52.5                                       | 0.2   | 0.2                               | 0.7  | 0.1                             | 0.0                            |
| 24          | 11/12 | 7.1       | 10.8  | 1.2   | 0.3  | 54.8                                       | 0.5   | 0.7                               | 0.4  | 0.1                             | 0.1                            |
| 26          | 11/12 | 6.7       | 1.7   | 0.2   | 0.1  | 48.4                                       | 0.3   | 0.3                               | 0.3  | 0.1                             | 0.0                            |
| 31          | 11/12 | 20.7      |   |   | 0.9  |  | 0.5   | 1.9                               | 0.5  | 0.1                             | 0.0                            |
| 33          | 11/12 | 19.3      |   |   | 0.4  |  | 0.3   | 3.2                               | 1.4  | 0.1                             | 0.1                            |
| 40          | 11/12 | 17.3      | 27.0  |   | 0.5  | 38.3                                       | 1.6   | 1.2                               | 1.0  | 0.2                             | 0.0                            |
| 41          | 11/12 | 12.0      |   |   | 0.3  |  | 1.4   | 2.1                               | 0.5  | 0.2                             | 0.0                            |
| 44          | 11/12 | -1.3      |   |   | 0.1  | 58.4                                       | 4.3   | 0.9                               | 1.0  | 0.1                             | 0.0                            |
| 45          | 11/12 | 14.0      |   | 1.8   | 0.4  |  | 0.4   | 0.5                               | 0.4  | 0.1                             | 0.0                            |
| 50          | 11/12 | 15.5      |   |   | 0.7  |  | 10.0  | 0.8                               | 0.5  | 0.6                             | 0.0                            |
| 51          | 11/12 | 18.7      |   |   | 1.1  |  | 4.2   | 2.3                               | 1.0  | 0.5                             | 0.0                            |
| 52          | 11/12 | 8.9       | 19.6  |   | 0.4  | 46.0                                       | 1.0   | 0.5                               | 0.6  | 0.1                             | 0.0                            |
| 53          | 11/12 | 12.3      |   |   | 0.8  |  | 1.7   | 0.8                               | 0.3  | 0.1                             | 0.0                            |
| 54          | 11/12 | 8.3       |   |   | 0.4  |  |   |                                   |  |                                 |                                |
| 55          | 11/12 | 15.0      |   |   | 0.2  |  | 3.1   | 1.6                               | 2.4  | 0.2                             | 0.0                            |

# **Appendix E**

## **Data availability**





Table E.1: Data availability in % for the months of exposure (Table B.4).

| Station no | Mandatory        |     |                       |                 |                |                  |               |     |                               |                              |                 | Optional |                  |    |
|------------|------------------|-----|-----------------------|-----------------|----------------|------------------|---------------|-----|-------------------------------|------------------------------|-----------------|----------|------------------|----|
|            | Climate          |     | Gases (concentration) |                 |                |                  | Precipitation |     |                               |                              |                 | Prec.    | Particles        |    |
|            | Temp             | RH  | SO <sub>2</sub>       | NO <sub>2</sub> | O <sub>3</sub> | HNO <sub>3</sub> | Amount        | H+  | SO <sub>4</sub> <sup>2-</sup> | NO <sub>3</sub> <sup>-</sup> | Cl <sup>-</sup> | Cond.    | PM <sub>10</sub> |    |
|            | availability (%) |     |                       |                 |                |                  |               |     |                               |                              |                 |          |                  |    |
| 01         | 100              | 100 | 100                   | 100             | 92             | A                | 100           | 100 | 100                           | 100                          | 100             | 100      | 100              |    |
| 03         | 100              | 100 | 100                   | 100             | 100            | A                | 100           | 100 | 100                           | 100                          | 100             | 100      | 100              |    |
| 10         | 86               | A   | 83                    | 82              | 93             | A                | 100           | 100 | 100                           | 100                          | 100             | 100      | 100              |    |
| 13         | 100              | 100 | 0                     | 100             | 98             | A                | 100           | 0   | 0                             | 0                            | 0               | 0        | A                |    |
| 14         | 100              | 100 | 100                   | 98              | 96             | A                | 92            | 0   | 0                             | 0                            | 0               | 0        | A                |    |
| 15         | 100              | 100 | 100                   | 100             | 100            | 0                | 100           | 0   | 0                             | 0                            | 0               | 0        | 0                |    |
| 16         | 100              | 100 | 100                   | 100             | 100            | A                | 100           | 0   | 0                             | 0                            | 0               | 0        | A                |    |
| 21         | A                | A   | A                     | 83              | A              | A                | 96            | 98  | 100                           | 100                          | 98              | 100      | A                |    |
| 23         | 100              | 100 | 99                    | 99              | 92             | 99               | 100           | 98  | 99                            | 74                           | 99              | 98       | 99               |    |
| 1          | 24               | 100 | 100                   | 100             | 99             | 100              | A             | 100 | 92                            | 92                           | 92              | 92       | 0                | 96 |
| 1          | 26               | 90  | 90                    | 100             | 100            | 100              | A             | A   | 100                           | 100                          | 100             | 100      | 0                | 67 |
|            | 31               | 82  | 81                    | 100             | 100            | 100              | A             | 100 | 75                            | 72                           | 72              | 72       | 100              | 91 |
|            | 33               | 99  | 99                    | 98              | 98             | 98               | A             | 100 | 92                            | 84                           | 84              | 84       | 100              | 98 |
|            | 40               | 96  | 96                    | A               | A              | A                | A             | 96  | 100                           | 100                          | 100             | 100      | 100              | A  |
| 2          | 41               | 100 | 100                   | 98              | 98             | 97               | A             | A   | 0                             | 32                           | 32              | 32       | 0                | 90 |
|            | 44               | 73  | 73                    | 99              | 92             | A                | A             | 100 | 100                           | 98                           | 98              | 98       | 99               | A  |
|            | 45               | 100 | 100                   | A               | 97             | 97               | A             | 98  | 98                            | 96                           | 96              | 96       | 98               | 99 |
|            | 50               | 100 | A                     | 100             | 100            | 100              | A             | 0   | 0                             | 0                            | 0               | 0        | 0                | A  |
|            | 51               | 100 | 100                   | A               | 87             | 99               | A             | 100 | 0                             | 0                            | 0               | 0        | 0                | 87 |
|            | 52               | A   | A                     | A               | A              | A                | A             | 0   | 0                             | 0                            | 0               | 0        | 0                | A  |
|            | 53               | A   | A                     | 99              | 100            | 100              | A             | A   | 0                             | 0                            | 0               | 0        | 0                | 99 |
|            | 54               | A   | 0                     | 0               | 0              | 0                | A             | 0   | 0                             | 0                            | 0               | 0        | 0                | A  |
| 3          | 55               | A   | A                     | A               | A              | 0                | A             | 0   | 0                             | 0                            | 0               | 0        | 0                | A  |

A = available. The % availability was not reported, or IVL data. <sup>1</sup>SO<sub>2</sub>, NO<sub>2</sub>, O<sub>3</sub> and PM<sub>10</sub> values are based on annual averages. <sup>2</sup>Conductivity data is not available. For ions in precipitation the availability was 32%. <sup>3</sup> RH value from data in four months.



**Appendix F**  
**National contact centres**



| <b>Member</b>  | <b>Role</b>  |
|--|--|
| <p>Mrs Katerina Kreislova<br/>SVUOM Ltd.<br/>U Mestanského Pivovaru 934 /4<br/>CZ-17000 PRAHA 7<br/>Czech Republic<br/>+420 2 20 80 9996<br/><a href="mailto:kreislova@svuom.cz">kreislova@svuom.cz</a></p>  | <p>Sub-centre (steel)<br/>Test site 1<br/>Test site 3</p>  |
| <p>Mr Stefan Brüggerhoff<br/>Fachbereich Denkmalschutz und Materialkunde<br/>Deutsches Bergbau – Museum Bochum<br/>Herner Straße 45, 44787 Bochum<br/>Germany<br/>+49 234 968 4032/4031<br/><a href="mailto:stefan.brueggerhoff@bergbaumuseum.de">stefan.brueggerhoff@bergbaumuseum.de</a></p>   | <p>Test site 10</p>  |
| <p>Dr. Pasquale Spezzano<br/>ENEA, UTTAMB-ESP<br/>Via Angvillarese, 301<br/>00123 – Rome<br/>CR Casaccia<br/>Italy<br/>+39 06 3048 4197<br/><a href="mailto:pasquale.spezzano@enea.it">pasquale.spezzano@enea.it</a></p> <p>Send also information to<br/>Mr Augusto Screpanti<br/><a href="mailto:screpanti@casaccia.enea.it">screpanti@casaccia.enea.it</a></p> | <p>Co-chair<br/>Sub-centre (cultural heritage)<br/>Test site 13<br/>Test site 14<br/>Test site 15<br/>Test site 16</p> |
| <p>Mr Terje Grøntoft<br/>NILU - Norwegian Institute for Air Research<br/>P.O.Box 100, N-2027 Kjeller<br/>Norway<br/>+47 63 898 023<br/><a href="mailto:teg@nilu.no">teg@nilu.no</a></p>  | <p>Sub-centre (environment)<br/>Test site 21<br/>Test site 23<br/>Test site 44</p>                                     |
| <p>Mr Johan Tidblad<br/>Swerea KIMAB AB<br/>P. O. Box 55970<br/>SE – 10216 Stockholm<br/>Sweden<br/>+46 8 674 1733<br/><a href="mailto:johan.tidblad@swerea.se">johan.tidblad@swerea.se</a></p>  | <p>Co-chair<br/>Main research centre<br/>Test site 24<br/>Test site 26</p>   |

| Member   | Role   |
|--|--|
| <p>Mr Tim Yates<br/>           Building Research Establishment Ltd., BRE<br/>           Bucknalls Lane,<br/>           Watford WD25 9XX<br/>           United Kingdom<br/>           +44 (0)1923 664 341<br/> <a href="mailto:yatest@bre.co.uk">yatest@bre.co.uk</a></p>   | <p>Sub-centre (limestone)<br/>           Test site 27</p>    |
| <p>Mr Daniel de la Fuente<br/>           CENIM – National Centre for Metallurgical Research<br/>           Avda Gregorio del Amo 8<br/>           28040 Madrid<br/>           Spain<br/>           +34 91 553 8900<br/> <a href="mailto:delafuente@cenim.csic.es">delafuente@cenim.csic.es</a></p> <p>Send also information to<br/>           Mr Jesus Manuel Vega<br/> <a href="mailto:jm.vega@cenim.csic.es">jm.vega@cenim.csic.es</a></p> | <p>Test site 31<br/>           Test site 33</p>              |
| <p>Aurelie Verney-Carron</p> <p>Laboratoire Interuniversitaire des Systèmes<br/>           Atmosphériques (LISA)<br/>           Université Paris-Est Créteil (UPEC)<br/>           61 avenue du Général de Gaulle<br/>           94010 Créteil Cedex<br/>           Tél: + 33 1 45 17 66 08<br/>           Fax: + 33 1 45 17 15 64</p> <p><a href="mailto:aurelie.verney@lisa.u-pec.fr">aurelie.verney@lisa.u-pec.fr</a></p>                 | <p>Sub-centre (modern glass)<br/>           Test site 40</p> |

| Member   | Role                              |
|--|-----------------------------------|
| <p>Mr Stefan Simon<br/> Rathgen Forschungslabor – Staatliche Museen zu Berlin<br/> Schloßstraße 1a, 14059 Berlin<br/> Germany<br/> +49 30 3267 490<br/> <a href="mailto:s.simon@smb.spk-berlin.de">s.simon@smb.spk-berlin.de</a></p>   | Test site 41                      |
| <p>Send also information to<br/> Mrs Sabine Schwerdtfeger<br/> <a href="mailto:s.schwerdtfeger@smb.spk-berlin.de">s.schwerdtfeger@smb.spk-berlin.de</a></p>  |                                   |
| <p>Mr Markus Faller<br/> EMPA - Corrosion and Materials Integrity<br/> Ueberlandstrasse 129<br/> CH-8600 Dübendorf<br/> Switzerland<br/> +41 44 823 4236<br/> <a href="mailto:markus.faller@empa.ch">markus.faller@empa.ch</a></p>   | Sub-centre (zinc)<br>Test site 45 |
| <p>Mr Lech Kwiatkowski<br/> Institute of Precision Mechanics<br/> Duchnicka 3<br/> 01-796 Warsaw<br/> Poland<br/> +48 22 5602 846<br/> <a href="mailto:lech@imp.edu.pl">lech@imp.edu.pl</a></p>  | Test site 50                      |
| <p>Mr Costas Varotsos<br/> University of Athens, Faculty of Physics,<br/> Dept. of Applied Physics, Laboratory of Upper Air.<br/> UoAthens Climate Research Group.<br/> University Campus, Bldg Phys 5.<br/> 15784 Athens,GR<br/> +210-7276838<br/> <a href="mailto:covar@phys.uoa.gr">covar@phys.uoa.gr</a></p> | Test site 51                      |
| <p>Send also information to<br/> Mr Chris Tzanis<br/> <a href="mailto:chtzanis@phys.uoa.gr">chtzanis@phys.uoa.gr</a></p>   |                                   |


| <b>Member</b>  | <b>Role</b>  |
|--|--------------|
| Mrs Linda Krage<br>Riga Technical University<br>Faculty of Materials Science and Applied Chemistry<br>Department of Silicate Material Technology<br>Azenes Str. 14/24<br>Riga LV-1048<br>Latvia<br>+371 6432 537<br><a href="mailto:linda@ktf.rtu.lv">linda@ktf.rtu.lv</a> | Test site 52 |
| Mr Manfred Schreiner<br>Institute of Science and Technology in Art<br>Academy of Fine Arts<br>Schillerplatz 3<br>A-1010 Vienna<br>Austria<br>+43-1 58816-8600<br><a href="mailto:m.schreiner@akbild.ac.at">m.schreiner@akbild.ac.at</a>                                    | Test site 53 |
| Send also information to<br>Mr Melcher Michael<br><a href="mailto:m.melcher@akbild.ac.at">m.melcher@akbild.ac.at</a>   |              |
| Mr Ivan Grancharov<br>University of Chem. Technology and Metallurgy<br>Bul. Kl. Ohridski 8, Sofia 1756<br>Bulgaria<br>+359-2-8163249<br><a href="mailto:ivan.gr@uctm.edu">ivan.gr@uctm.edu</a>   | Test site 54 |
| Mrs Nadya Karmanova<br>International cooperation section<br>JSC "SRI Atmosphere"<br>7, Karbyshev st.<br>St. Petersburg, 194021<br>Russian Federation<br>+79210981998<br><a href="mailto:karmanva.nadezhda@rambler.ru">karmanva.nadezhda@rambler.ru</a>                     | Test site 55 |





**Norwegian Institute  
for Air Research**

Norwegian Institute for Air Research  
P.O. Box 100, N-2027 Kjeller, Norway  
*Associated with CIENS and the  
Environmental Research Alliance of Norway*  
*ISO certified according to NS-EN ISO 9001/ISO 14001*

|   |   |  |                    |
|---|---|--|--------------------|
| REPORT SERIES<br>SCIENTIFIC REPORT  | REPORT NO. OR 23/2014   | ISBN: 978-82-425-2681-6 (print)<br>978-82-425-2682-3 (electronic)<br>ISSN: 0807-7207 |                    |
| DATE<br>10.06.2014  | SIGN.  | NO. OF PAGES<br>76   | PRICE<br>NOK 150.- |
| TITLE<br>Convention on long-range transboundary air pollution. UN/ECE international co-operative programme on effects on materials, including historic and cultural monuments.<br>Trend exposure programme 2011 – 2012<br>Environmental data report<br>October 2011 to December 2012  |   | PROJECT LEADER<br>Terje Grøntoft   |                    |
|   |   | NILU PROJECT NO.<br>O-8208   |                    |
| AUTHOR(S)<br>Terje Grøntoft and Martin Ferm   |   | CLASSIFICATION *<br>A  |                    |
|   |   | CONTRACT REF.<br>2003/1193 713.9   |                    |
| REPORT PREPARED FOR<br>Miljødirektoratet<br>Postboks 5672 Sluppen,<br>7485 Trondheim<br><br>Strømsveien 96,<br>0663 Oslo  |   |  |                    |
| ABSTRACT<br>This report presents the ICP Materials database for the period October 2011-December 2012. It includes environmental data from the ICP Materials trend exposure programme for 2011 - 2012. The database consists of meteorological data (T and RH), and pollution data as gas concentrations, amounts of ions in precipitation, particle concentration and amount of particle deposition. |   |  |                    |
| NORWEGIAN TITLE<br>Konvensjonen om langtransporterte luftforurensinger. UN/ECE internasjonale samarbeidsprogram for materialer og bygd kulturarv. Trendeksponeringsprogrammet 2011 – 2012. Miljødata-rapport. Oktober 2011 til Desember 2012.   |   |  |                    |
| KEYWORDS<br>Air quality   | Environmental exposure  | Material decomposition   |                    |
| ABSTRACT (in Norwegian)<br>Denne rapporten presenterer databasen i ICP Materialer for perioden oktober 2011 – desember 2012. Den inkluderer miljødata fra ICP Materialer trend-eksponeringsprogrammet for 2011 – 2012. Databasen består av meteorologiske data (T og RF), og forurensningsdata som gasskonsentrasjoner, mengde ioner i nedbør, partikkelkonsentrasjon og mengde avsatte partikler.    |   |  |                    |

\* Classification  
A    *Unclassified (can be ordered from NILU)*  
B    *Restricted distribution*  
C    *Classified (not to be distributed)*

REFERENCE: O-8208  
DATE: MAY 2013  
ISBN: 978-82-425-2681-6 (print)  
978-82-425-2682-3 (electronic)

NILU is an independent, non profit institution established in 1969. Through its research NILU increases the understanding of climate change, of the composition of the atmosphere, of air quality and of hazardous substances. Based on its research, NILU markets integrated services and products within analyzing, monitoring and consulting. NILU is concerned with increasing public awareness about climate change and environmental pollution.